



Welcome to the Animal Kingdom! This is Lesson 10!



Students will:

- Explore the questions (who, what, where, when, why and how)
- Create yes and no answered questions.
- Learn how to use did not, didn't, do not and don't
- Use rising intonation in oral conversations and reading

Asking Yes and No Questions

Asking a question which has a yes or no answer is a 'closed' question. This is because you do not need more information.



These questions start with 'did' or 'do.'

Did and Do Questions

Did you take a shower?

Do you like chocolate?

Did you eat a piece of cake?

Do you want to go to the park?

Lets write some examples and ask our classmates.



Students will:

- Explore the questions (who, what, where, when, why and how)
- Create yes and no answered questions. ✓
- Learn how to use did not, didn't, do not and don't
- Use rising intonation in oral conversations and reading

Using Did not, Didn't, Do not and Don't

Did not or Do not is used in formal sentences and Didn't or Don't is used more informally.

Formal Sentence: I did not want to go to his home today.

Informal Sentence: I didn't like the cake.

Did not and didn't can be used instead of one another.


Do not and don't can be used instead of one another.

Present Tense: Do not and Don't

Examples:

I don't like peaches.

Don't pick up that bug!



Past Tense: Did not and Didn't

Examples:

Charlie did not want to go shopping.

I didn't like the chicken salad.

Sam told the teacher that he _____ like the lesson.

I _____ need to eat before class.

Charlie _____ want to go to Grandma house.

_____ jump in the classroom!

I _____ want to sleep at night.

The monkey _____ want to eat a banana.

Did not

Didn't

Do not

Don't



Students will:

- Explore the five questions (where, who, why, which, what and how)
- Create yes and no answered questions. ✓
- Learn how to use did not, didn't, do not and don't ✓
- Use rising intonation in oral conversations and reading



**Lets
read a
story**



LEARNING
OUR
WORDS!

Reading Vocabulary

Frankfurters

Annoyed

Plastic

Dish



Write a definition for the words.



tiger



balloons



spoons

Draw a picture and write a definition of the words.



paws



candles



party

Choose three to five words from the reading vocabulary and create a short interesting sentence.

Sloppy Tiger and the Party

Story by Joy Cowley

Illustrations by **Peter** Stevenson



Back

Next

Pre-Reading Activities

Look at the illustration on the front cover of the book.

What do you think happens in the story?

Who is this story about?

Where is the story taking place?

Why are they sitting around a table?

When does the story take place?


How can you know the story before reading the book?



I was going to Jim's **party**.
My sloppy tiger wanted to go, too.
“Promise you won’t be sloppy,”
I said.

My tiger grinned and nodded
his head. (He always does that,
and he’s always sloppy.)

But he loves parties so much,
I couldn’t leave him at home.



At the party, there were hats and balloons. My tiger didn't want a hat, but he did want to play with the balloons.

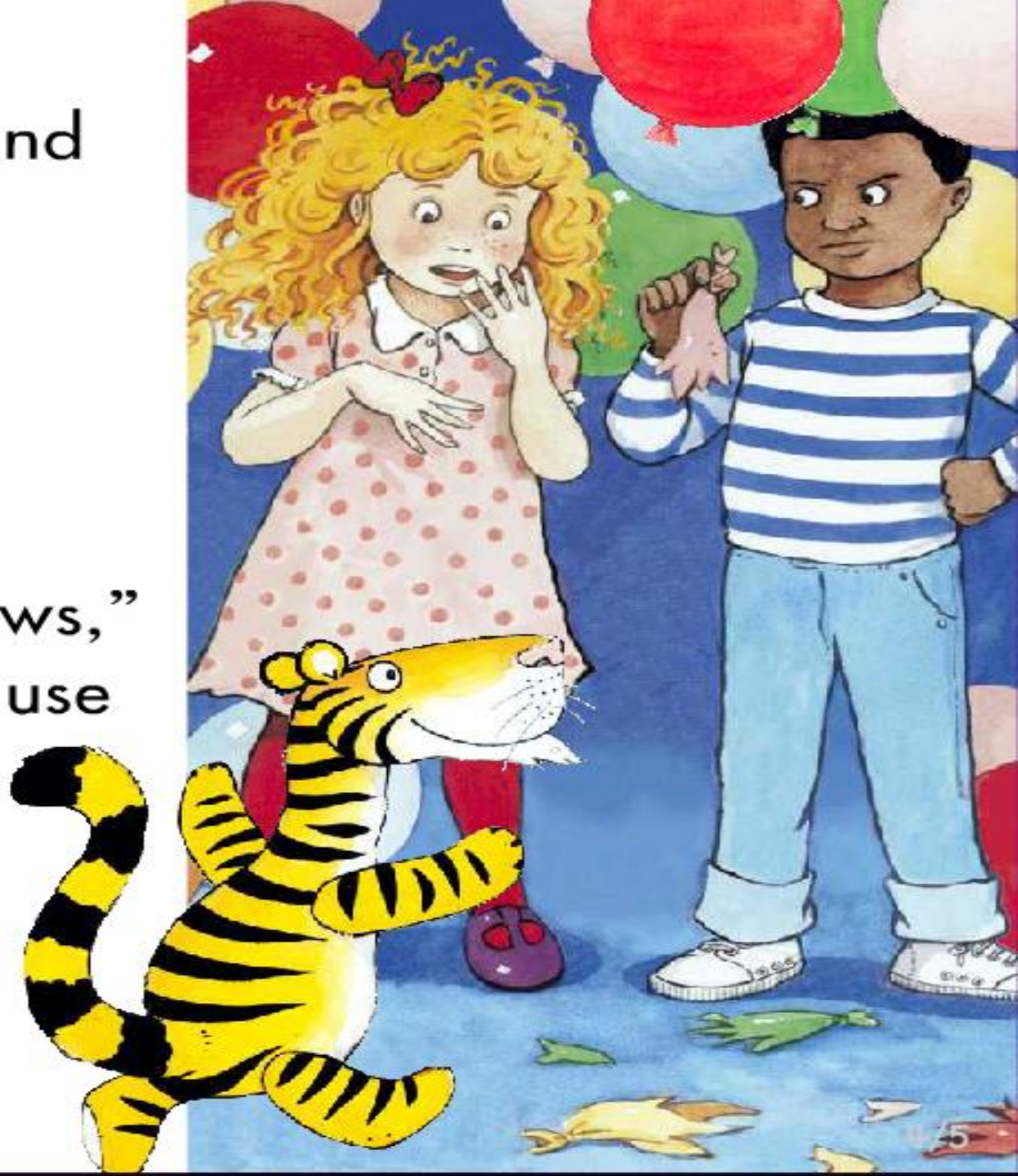
Pop! Pop! Pop!

“Tigers **have** claws on their paws,” said Jim. “Tigers should never use their paws to catch balloons.”



Back

Next





So then my sloppy **tiger** tried
to catch the balloons in his mouth.


Pop! Pop!

“Tigers have got sharp teeth, too!”
cried Jim. “Tigers should leave
balloons alone.”



Back

Next



Jim's mother gave **my** tiger a dish of ice cream.

Tigers don't use spoons. My sloppy tiger ate his ice cream with his paws, and his paws got cold.



Back

Next



He tried to warm his paws on a **plate** of frankfurters.

“Your tiger is very sloppy,” said Jim.
“I wish he’d get his paws off
our food.”



Back

Next



My tiger got very **excited**
when he saw the candles
on Jim's birthday cake.

He didn't wait for Jim
to blow them out.



Back

Next



My tiger blew those candles
clean off that cake.

Next



Then he jumped up on the **table**,
grabbed the candles and ate them.
Jim was a bit annoyed.

“Your tiger is too sloppy!” he yelled.
“Please take him home!”




Back

Next

Jim's mother came to **the** door with us.
She gave me some birthday cake
in a bag. She gave my sloppy tiger
a big plastic ball.

"Here is a balloon that won't go
pop," she said to him.



Back

Next



My sloppy tiger was so excited,
he couldn't **stop** jumping. He jumped
with his ball all the way home.



Back

Next

Now that you have read the story 'Sloppy Tiger and the Party,' write down four questions using the 5W's and H.



Who, What, Where, When, Why and How

Post-Reading Comprehension Questions using the 5W and H

Whose party are they attending?

What did the tiger promise his friend?

Why did the balloons pop?

How did the tiger eat his ice cream?

What did the tiger want to play with at the party?



Post-Reading Comprehension Questions using the 5W and H

What did the tiger do to Jim's birthday cake?

Why were they asked to leave the party?

What did Jim's mother give the tiger at the end of the party?

Where was the party?





Students will:

- Explore the questions (who, what, where, when, why and how) ✓
- Create yes and no answered questions. ✓
- Learn how to use did not, didn't, do not and don't ✓
- Use rising intonation in oral conversations and reading

Rising Intonation in Speech

Intonation is how we say things, rather than what we say.

For example:

It's raining. (No intonation – statement)

It's raining. (Rising intonation – Surprise or question)

It's raining. (Low intonation – Sadness)



Students will:

- Explore the questions (who, what, where, when, why and how) ✓
- Create yes and no answered questions. ✓
- Learn how to use did not, didn't, do not and don't ✓
- Use rising intonation in oral conversations and reading ✓

Homework

Write a list of questions with the 5W and H.

Write sentences and questions using did not, didn't, do not and didn't.

Create interesting sentences using the reading vocabulary.

Final Thoughts

- Do you have any questions?

