



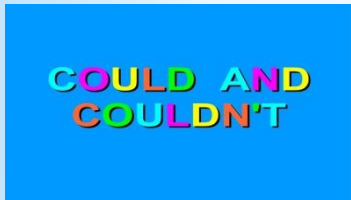
Taking care of our bodies

Unit 5: Lesson 1

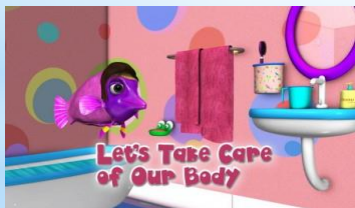
What will we be learning about?



*The sound that (ee) makes!



*Using the word could in conversation!



*Taking care of our bodies



Let's practice saying these words together:



- * See
- * Feet
- * Teeth
- * Keep
- * Feel
- * Sleep




What did you notice? The letters (ee) together say their own name!

*What sound does (ee) make?

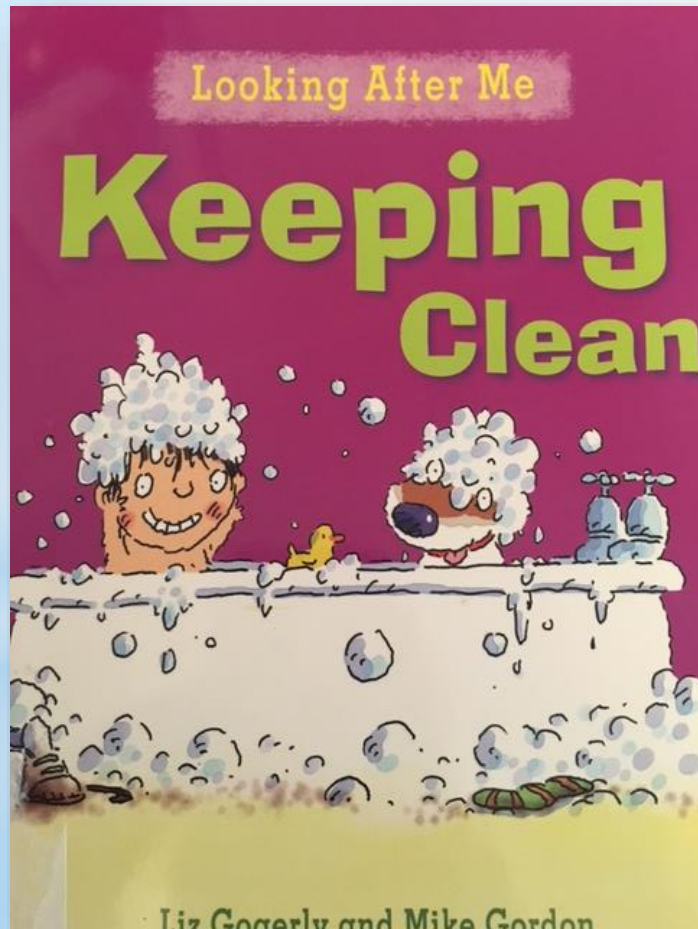
- * See
- * Feet
- * Teeth
- * Keep
- * Feel
- * Sleep

Can you think of any other (ee) words? Share them with the group!



* Can you match the
pictures to the words?

We are going to read a book about keeping clean.
Try to find as many (ee) words as you can!



*Keeping Clean



It is fun to play in the tub!



It is also good for you.


A bath helps keep you clean.
It washes away dirt. It gets
rid of germs, too.




So grab a towel and some soap. Scrub your hands and face.



6




Don't forget to wash
behind your ears!




Some people like to shower.
The falling water feels good.

Always wash your hands after
you use the bathroom, play
outside, or touch animals.

It is also very important
to wash your hands before
you eat food. You don't
want germs to end up in
your mouth!




Are your teeth clean? You
need to brush your teeth
at least two times a day.



Brushing your teeth gets rid
of the germs in your mouth.
These germs can cause bad
breath and cavities.

Uh-oh.

Someone forgot to
tell the dog!



tree



Ee
ee

ee as in tree,

Let's Practice these tongue twisters together:

- * 1.) I see a peach seed.
- * 2.) A seal is on the beach.
- * 3.) Did you meet the queen?
- * 4.) The green leaf is on the tree.
- * 5.) Keep your feet off the seat!



Could you? Would you?

Could is a word that means that something might happen.
Or you might use it when you are asking a question.

Ask Questions

**“Excuse me, I
don’t
understand.”**

**“Could you please
explain that to
me?”**



Students are encouraged to ask questions when there is something that they do not understand.
The saying, “No question is a bad question,” is really true.
To be an active and effective participant, it is very important to understand the topics being discussed.



Scenario

Ex. It is very cloudy outside

Your turn:

- * Swim
- * Read
- * Dance
- * Think up your own example
- * Think up your own example

Response

* R: It could rain today

* R:

* R:


* R:

* R:

* R:



Ask A Question



Conversations

Having conversations is like being on a see-saw, you have to take turns, go back and forth and reply to what someone else has said.

Conversations go back and forth from one person to the other and can be about many different topics (things!). You can try taking turns in conversations by:

- * 1. Asking Questions
- * 2. Making comments (about what someone has just said)
- * 3. Telling Stories



* Taking Turns



MAKING COMMENTS

Making comments means that you will listen to what the person has said and you will give your opinion about it.

For example if someone says: “It is a very nice day today”

You might comment by saying: “Yes, I hope I can play outside today”


Telling Stories

Telling stories. There are so many things you can tell a story about.

For example: a family trip to the zoo, a movie you really liked or other fun event that happened to you!

Let's brainstorm some things that you can tell a story about!

Use this comic strip planner
to tell your own story!



*Telling Stories

* Let's Review

Today we learned:

- * The sound of (ee)
- * Using the word “could”
- * How we keep our body clean
- * Taking turns in conversation

* This week: create your own comic story. Use 3 (ee) words in your comic!