



Lesson 5: Safety in the Home



Lesson Overview

We are learning to:



- Make and find the “OU and OW” sounds
- Create ordered and unordered lists
- Make to do lists

Science Connection:

- Personal safety in the home



ou ow



sh__t



m__th



t__er



c__



m__se



t__el



cl__n



h__se




sunl__er

"OW" WORDS



"OU" WORDS

WATCH OUT! At Home







Home is where you live with your family. It's a very special place.




Home is where you play your favourite games. It's comfortable and safe. Or is it? Have you ever slipped on the stairs and gone bump, bump, bump to the bottom?



Some things around the house can be sharp. Some sharp items are useful for cutting things. But what could happen if you played with them?



Many things in the house are hot. Always be careful when you're near hot things because they could burn you.




Many things in the house have plugs and wires. When you plug them in and switch them on, they begin to work. Electricity can be dangerous so you must be very careful when you are using things that use it.



How do you keep your house clean? Most of us use polish, sprays and other cleaning products. It's a good idea to wear gloves when you use these household items.



A little medicine can help you when you are sick. But too much could make you very ill. Medicine should be locked away and you should only use it with the supervision of an adult.



It is important to be careful and to ask an adult when you are not sure how something works or what it is. If Mom or Dad is are not around, who do you think could help?

LISTS

Lists are ways that you can organize things:

- They might organize “thoughts”, like before you write a story or paragraph.
- They might organize “groups” and “categories”
- They might even have to organize things that you have “to do”.



ORDERED LISTS

An ordered list is a list that you need to complete in a specific way. They are numbered.

Instructions are ordered lists because you need to complete them step-by-step!

So are recipes! Yummy!



1 Mix flour, yeast, water, salt and olive oil for pizza dough.



2 Gather the dough into a large ball on a floured board.



3 Knead the dough by pushing with heel of one hand.



4 Now reverse the process, kneading with the other hand.



5 Place the dough in a bowl in a warm spot, and cover it.



6 When the dough has doubled in bulk take it out.



7 Divide the dough into quarters to make pies.



8 Press down with palm on a piece, flattening it.



9 Turn dough in your hands and stretch it out.



10 Hold the dough and let its weight stretch it.



11 Use a rolling pin to work it into a circle.



12 Pour on tomato sauce, sprinkle with grated cheese. Dribble olive oil over cheese, and bake. The finished pie is pictured at right.

Make your own list

CREATE YOUR FAVOURITE RECIPE:

Banana Milkshake

Ingredients:

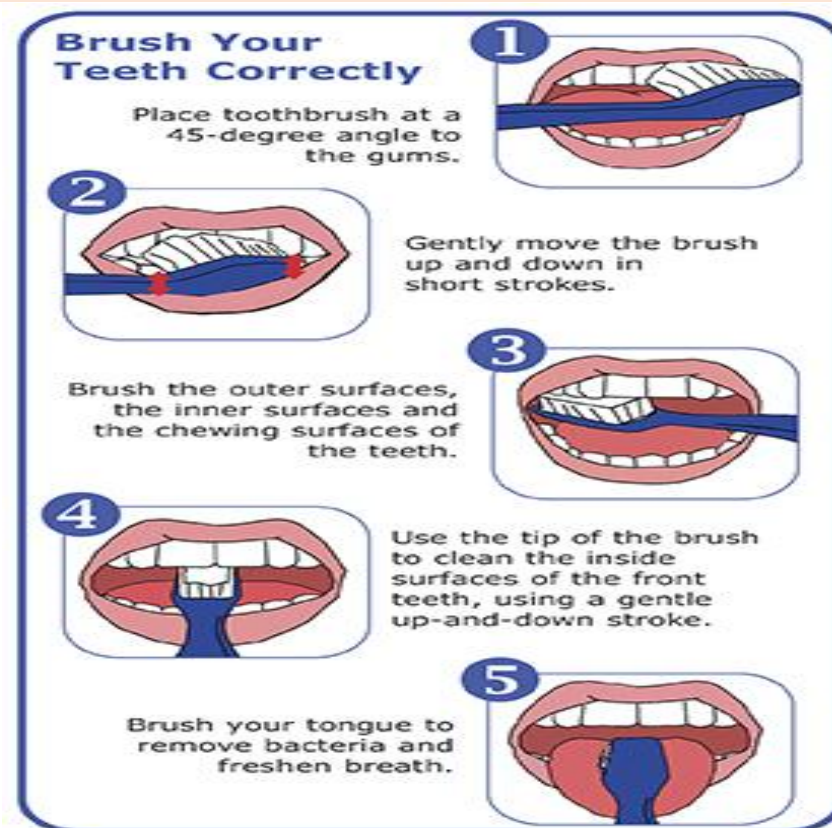
- 1 banana
- 250ml milk
- 3 ice cubes

Method:

1. Peel the banana and add to a blender
2. Add the milk and ice cubes to the blender
3. Turn on the blender for 30 seconds
4. Drink!



HOW TO BRUSH YOUR TEETH:



UNORDERED LISTS

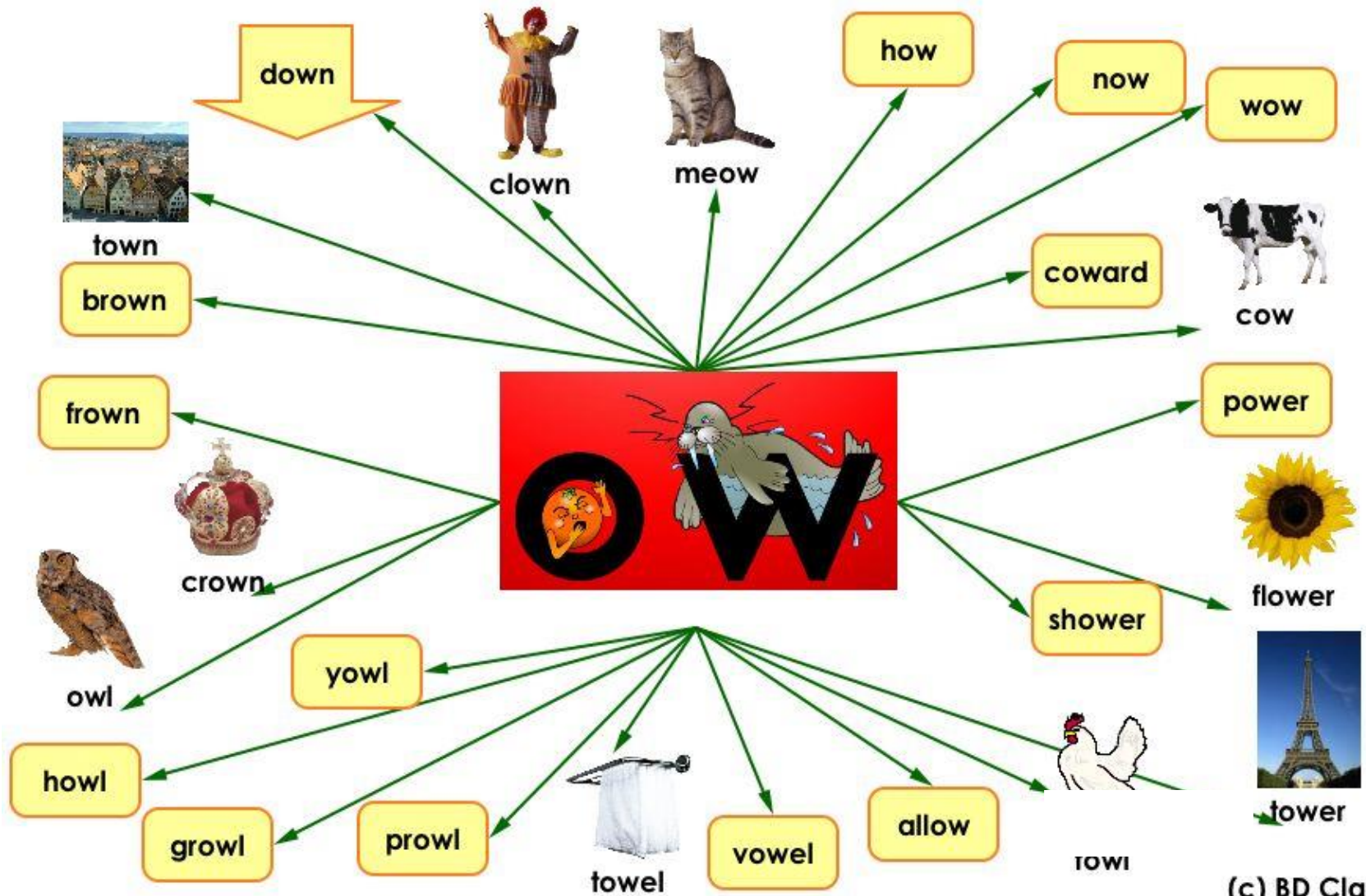
An unordered list can help you
remember all the things that
you need

BUT

you don't have to remember
them in a particular order



Make Your Own Mind-Map



TO DO LISTS

Writing a “to do” list can help you to stay organized.

“To do” lists can be written in an agenda or even on your technology!

When would writing a “to do” list help you?

NAME: _____
FOR THE WEEK OF: _____

daily CHORES

	S	M	T	W	T	F	S
_____	●	●	●	●	●	●	●
_____	●	●	●	●	●	●	●
_____	●	●	●	●	●	●	●
_____	●	●	●	●	●	●	●
_____	●	●	●	●	●	●	●

weekly CHORES

● _____	● _____
● _____	● _____
● _____	● _____

Your weekend or summer vacation “to do” list



Let's Review what we learned by making a list:

1) _____

2) _____

3) _____

4) _____


5) _____



Name: _____

Date: _____

Missing Word Sentences



Home work

- 1) The teacher said, "Put your pencils _____!"
- 2) On the farm there are chickens, sheep, pigs, and a lot of _____.
- 3) My Mum loves it when I give her a _____.
- 4) After playing a sport I take a _____.
- 5) After my shower I dry myself with a soft _____.
- 6) The _____ is a very smart bird.
- 7) The king and queen have gold and silver _____.
- 8) Chocolate is a dark _____ color.