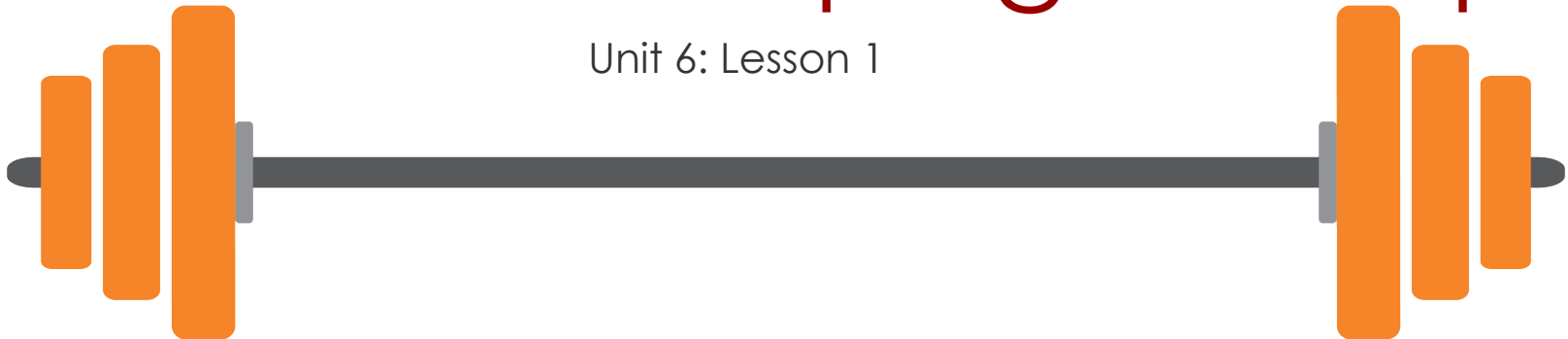


Keeping In Shape

Unit 6: Lesson 1



What will we be learning about?



- “OY” Sounds
- Predicting events – before or after a picture
- Describing events using the five senses

"OY" Words

TOY
BOY
JOY
LOYAL
VOYAGE
OYSTER
EMPLOY





“OI” Words

COIN
COIL
OIL
POISON
POINT
TOILET



What do you notice about “OY” and “OI” words?

Do they sound the same?

Let's brainstorm some "OY" and "OI" words.
What can you think of? Write them in the box below.





Let's read a book! Look out for "OY" sounds!

Toys for Boys

A Reading A-Z Decodable Book • Word Count: 234





Most boys like to play with toys.
But not Roy.
He was the only boy with no toys.

Toys for Boys • Diphthong /oi/

3

Roy is outside getting fresh air!



Roy thought toys made too much noise.
He thought they cost too much.
He did not see any point in playing with toys.

4



Roy saw no joy in playing with toys.
He thought only spoiled boys play with toys.

Toys for Boys • Diphthong /oi/

5



The real truth was that Roy did not
have time to play with toys.
He had no time or cash to go to the toy shop.

6



Roy had to help his mom and dad.
They were not well.
They had problems with their leg joints.
Roy had jobs to help pay the bills.

Toys for Boys • Dipthong /oi/

7

Roy is working hard outside!



Roy helped hoist hay onto a truck.
Roy helped dig holes in the soil.
Roy was a strong boy.

8



Roy is making a healthy meal!

He also helped at a lunch joint.
He boiled soup and cleaned soiled dishes.
They paid him with lots of coins.
Roy gave the coins to his mom and dad.

Toys for Boys • Dipthong .ai/

9



Roy also put oil in cars.
He played his sax for cash, too.
Everyone loved the noise his sax made.
Roy toiled all day long.



In time, Roy's mom and dad got well.
Now Roy only went to one job.
He used the coins he was paid
to get new toys.

Toys for Boys • Dipthong /oi/

11



Roy and the other boys
played with Roy's new toys.
Now Roy could see the point of toys.
They were not for spoiled boys.

12



What OY words did you see?

Do you think Roy was a good son or bad son?


Why?



What are some activities Roy did that would keep him in shape?

What could the boys do instead of playing with toys?

What would keep them active and in shape?



Use the photos to help you!



Predicting what will happen before and after

What does predicting mean?

How does this help us when we read a story?

Let's discuss!




What do you think happened before these pictures?

What do you think happened after these pictures?





Predicting Events

Look at the pictures.
What do you think will
Happen next? Draw it!


	
	
	

One student, draw a simple photo in the first box




The second student may draw what happened after in the second box

Let's do it again! Switch positions!




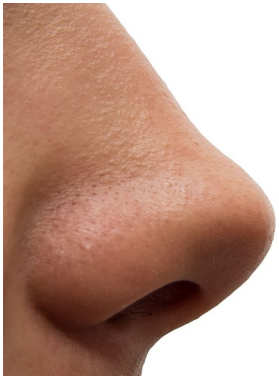
Before



After



What are the five senses?






You are right! The five senses are:



Sight
Smell
Touch
Taste
Hear



Describe what you would experience with your five senses when you walk into a grocery store.



What would you smell?
What would you hear?
What would you feel?
Could you taste?
What would you see?



Use these photos to help you!






Use your five senses to tell us what would happen if you walked into a gymnasium.



Sight
Smell
Touch
Taste
Hear





Let's Review!

- OY Sounds
- Predicting before and after
- Using our five senses



Homework

Do you have any
questions?

Unit 6 Lesson 1 Worksheet

1. Use as many "OY" and "OI" words as you can in a sentence.

2. Draw what you think will happen after this photo, then identify the activity they are keeping active in.



They are _____