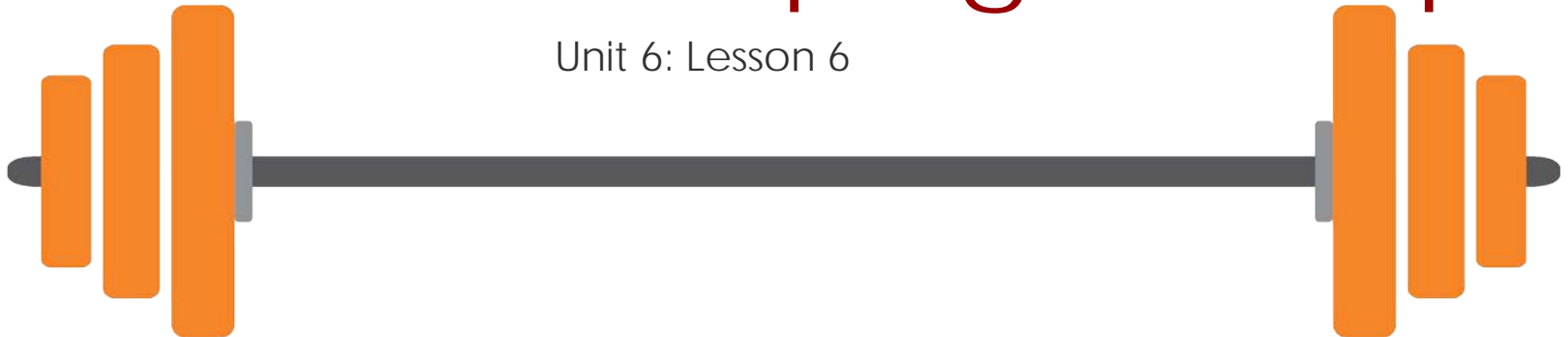


# Keeping In Shape

Unit 6: Lesson 6





# What are we learning this class?

- Review the "Ow" sound
- Describe a picture – present continuous tense
- Pronouns (This, that)
- Read "This and That"

Today , we will be looking at words with the "Ow" sound.

What sound does O and W make together?



This photo might help you!





“OW”!

Just like when we  
get hurt.

You are right!



# What words have "OW" in them?



Try to think of some more  
“Ow” words. What can  
you come up with?





# Fill in the blanks!

B \_\_\_\_ and A r r \_\_\_\_

S l \_\_\_\_

T h r \_\_\_\_

S n \_\_\_\_



Mow is a word with the "Ow"  
sound. What can we mow?

How does this keep us active  
and in shape?






Let's think about keeping in shape. Fill in the sentence with the appropriate word.



I \_\_\_\_\_ the lawn for my mom and dad.

I \_\_\_\_\_ the football around every night after school.



I like to play in the cold, white \_\_\_\_\_.

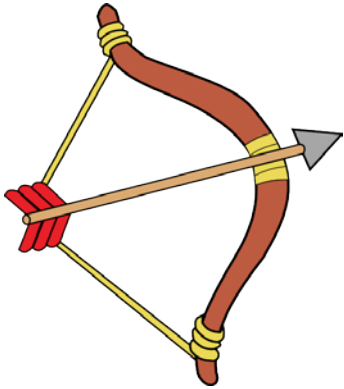
My mom digs holes to plant \_\_\_\_\_ in the garden.



Grandpa took me in the boat and asked me to \_\_\_\_\_ because I am strong!


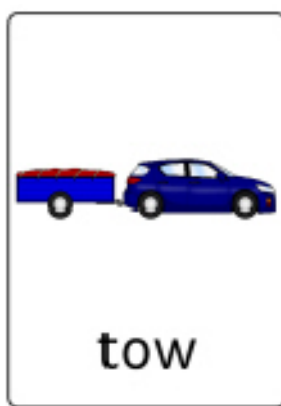


Great! Write your own sentence.  
How do you keep in shape?  
Include an "Ow" word.



# Let's play a game!

Act out an "Ow" word, and we will guess the word. Use these pictures to help you.





What is happening in  
the photo?

The children are  
playing soccer.

This is called present continuous tense.



## Am/Is/Are

I am playing soccer.

He is playing soccer.

They are playing soccer.



Tell me what the girl in blue is doing.  
Tell me what the children are doing.  
Tell me what you are doing right  
now.

Here is a chart to help us remember.

I	Am	Playing Swimming Listening Laughing Kicking Throwing Dancing Reading Eating
He She It	Is	
You We They	Are	



Create a sentence from the chart.



Let's try to fill in the sentences.

Am, Is or Are?



We \_\_\_\_\_ swimming in the ocean.

He \_\_\_\_\_ throwing the ball to me.

She \_\_\_\_\_ dancing in the field.

They \_\_\_\_\_ eating a salad.

I \_\_\_\_\_ playing outside right now.





# What is happening in this photo?





# One more time, what is happening in this photo?



# This and That Pronouns

When do we use the words “this” and “that”?



**This is an apple.**

Close to us.



**That is an apple.**

Far away from us.

Tell me about something  
that is in the same room as  
you. Use “this” or “that”.

Use “this” if the item is close to you.  
Use “that” if the item is far away from you.

“This is my computer chair”

“That is my bookshelf”

“This is my pencil”

“That is my mother”

Let's read a book.  
Listen for "this" and "that"







### Talk together

Ask the child to

- Point to each letter pattern in the box on the back cover and say the sound that it makes in words. Tell the child each sound if necessary.
- Look out for these letter patterns in the story and try to remember the sounds they make.

### Read the story

Remember, children learn best when reading is relaxed and enjoyable, so give lots of praise.

- Look at the cover and read the title. Ask: What is the boy holding?
- Encourage children to point to the words and try to read any they don't recognise by saying the sounds of each letter pattern separately (e.g. th - i - s), then running the sounds together quickly. If they find it difficult to say the sounds, say them first and then see if they can hear the word.
- Explain that it is important when running the sounds in a word together to check it sounds like a real word as some words are less regular. Read the words Mr, Mrs, have and some if they don't recognise them. Point out the letters that make the usual sound in each word (e.g. the s in some). This will help them to remember these words.

See inside back cover for other activities.

This is Mr Chan's shop.



Mr Chan sells pens, pads and maps.



Tim is in Mr Chan's shop.







This is Miss Thin's shop.



Miss Thin sells eggs, nuts and carrots.





Tim is in Miss Thin's shop.



Can I have some  
carrots?

Yes, Tim.



This is Mrs Ship's shop.





Mrs Ship sells jugs, shells and chess sets.



Tim is in Mrs Ship's shop.





Tim kept active by walking to the stores!  
He also bought healthy food items to eat.

Did you like this book?





# Review!

- “Ow” sound
- Describing pictures – present continuous tense
  - Pronouns (This, that)



# Homework