

The background features a stylized mountain range. The upper portion consists of several overlapping mountain peaks in various shades of green, from light to dark. Below this, there is a thick, horizontal band of bright orange with a grainy, textured appearance. The bottom edge of the orange band is irregular and torn, revealing a dark green area at the very bottom.

# Around the World

Unit 8 Lesson 8

# What will we be learning this class?



- Comparing countries as a review
- A review of the “i\_e” “a\_e” and “e\_e” sounds



Do you remember? What countries have we learned about?





You are right!  
Canada,  
Brazil and  
India.

What country did  
you like the best?  
Why?







What was special about Canada?  
What do we call these?





Do you remember?  
What sorts of animals live in  
India?





What did you like best about  
Brazil?



# Do you remember how to compare?

To compare is to see what is the same  
about two people, places, or things.







# Compare these flowers.

Both are tall.

Both have green stems.





Can you compare the countries of  
Canada and India?

What is the same, or similar, between the  
two countries?





Great work! Let's do it  
once more.

Compare the country of Brazil with  
India!






Great answers! You are great at  
comparing.



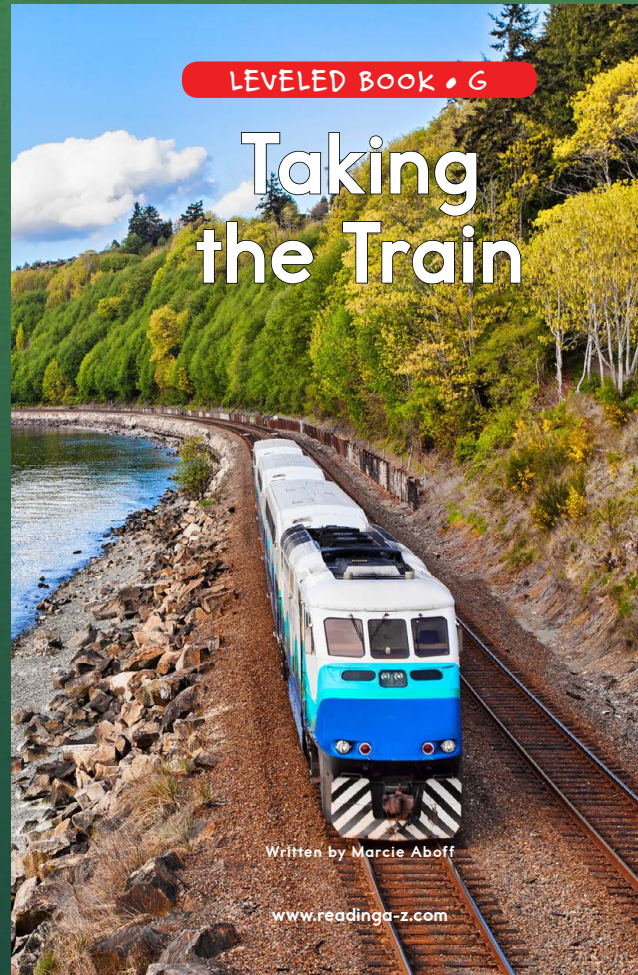
# How do you travel to different countries?

Do you take a car, a plane, a train, or a  
bus?





# We are going to read a book about Taking the Train!



# Taking the Train



Written by Marcie Aboff

[www.readinga-z.com](http://www.readinga-z.com)

## Focus Question

What happens during a ride on a train?

## Words to Know

blows

rolls

races

track

rocks

train

### Photo Credits:

Front cover, back cover: © Blend Images/Blend Images/Superstock; title page: © Victoria1988/iStock/Thinkstock; page 3: © Wulfruna/iStock/Thinkstock; page 4: © Arterra Picture Library/Alamy; page 5: © June M Sobrito/Dreamstime.com; page 6: © Susanne Kronholm/Johnér Images/Corbis; page 7 (top left): © Bjorn Svensson/age fotostock; page 7 (top right): © kasto/i23RF; page 7 (bottom left): © Blend Images/Alamy; page 7 (bottom right): © IPGutenbergUKLtd/iStock/Thinkstock; page 8: © Maxvis/iStock Editorial/Thinkstock; page 9: © Cofiant/Alamy; page 10: © kummeleon/i23RF; page 11: © Alvey & Towers Picture Library/Alamy; page 12: © Rob Crandall/The Image Works

Taking the Train  
Level G Leveled Book  
© Learning A-Z  
Written by Marcie Aboff

All rights reserved.

[www.readinga-z.com](http://www.readinga-z.com)


### Correlation

LEVEL G	
Fountas & Pinnell	G
Reading Recovery	11-12
DRA	12






The horn blows.  
The train rolls along the track.




When the train stops,  
some people get on.  
Other people get off.





The train rolls along  
the track again.  
It heads toward the big city.



It goes faster  
as it moves along.  
Sometimes it races forward.  
Sometimes it rocks side to side.





Some people read on the train, while others rest. Some people talk to each other, while others talk on their phones.




The train passes grassy fields. It crosses rivers. It passes stores, schools, and backyards.






The train enters a long tunnel.




The train arrives in the city!  
Here, tall buildings rise  
toward the sky.





The train makes one last stop.  
All the people get off.  
Other people get on.



Soon the train rolls along  
the track again.  
It rolls back through the tunnel.  
It rolls back past towns  
and grassy fields.  
The horn blows.

Nice reading!

Have you taken the train before?  
Where did you go?





# Review

Now we will review our sounds from this unit.



“i\_e”

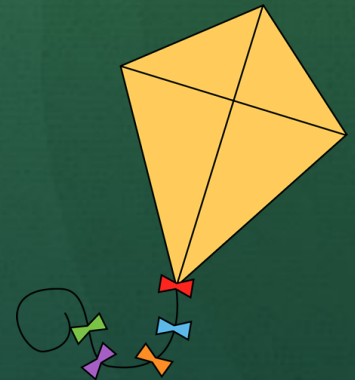
“a\_e”

“e\_e”

Fill in the blanks for the i\_e  
words.

There is lots of cold \_\_\_\_\_ in Canada.

When it is windy, I like to fly a \_\_\_\_\_.






Write a sentence using a “i\_e”  
word




Fill in the blanks for the  
“a\_e” words.



We saw a large \_\_\_\_\_ in the Brazilian sea.

There was an \_\_\_\_\_ in the Indian rainforest.



I put the Canadian food on my \_\_\_\_\_.



Fill in the blanks for the  
“e\_e” words.




I ate lots of \_\_\_\_\_ in Canada.



The Brazilian air made me \_\_\_\_\_.

I got sand in my \_\_\_\_\_ from the beach.



# Great, that was fun. What did we learn today?

- A review of Canada, Brazil and India
- Continuing to compare
- Reading about Trains
- A review of “i\_e”, “a\_e” and “e\_e” words





Let's look at the homework now.

Do you have any questions?





Thank you for a great  
class today.  
We will see you next  
time!