

ROSEDALE
ACADEMY

After Applying Webinar



Agenda

- Steps after Applying for
 - Canada
 - USA
 - UK
- Applying for Housing
- Writing Emails to Universities/Colleges
- Q&A

Steps After Applying: Canada



1) Check emails:

- 2-4 weeks after students apply, each university/college will send the student applicant an email with instructions.


TIP: Remember to check Junk Mail

2) Email instructions will include creating an application status (portal) account on the school website


- Record all login information for each school
- Students must follow all instructions



Examples of Email Instructions



we have your application!



First Name:
Last Name:
Waterloo ID#: 20606700
Date of Birth:

Hi,

Thank you for applying to the University of Waterloo! We

Your Waterloo ID number (20606700) is the key to all to store it in a safe, accessible place.

We'll be communicating with you frequently by email, so

Your next steps:

1. Visit our website for applicants
Our [website for applicants](#) has lots of helpful tips about t

2. Make your application stand out: Complete your A
By completing your [Admission Information Form](#), you en
for admission and scholarship consideration. Visit our we

3. If you're not an Ontario high school student, please arrange to [send us your marks/transcript](#) so that our admissions committees can review your **application**.

4. Check your application status
Throughout the admissions process, you can [check your application status](#) using Quest – Waterloo's student information system. Details, including instructions for activating your account, are available on our website.

Your user ID and password are key to using Quest and completing your Admission Information Form.

5. Come for a visit
The best way to find out about Waterloo is to see it for yourself. We have [special events and tours](#) throughout the year, giving you the opportunity to experience first-hand what life at Waterloo is like.

Questions about your application? Please email myapplication@uwaterloo.ca or call [519-888-4567, ext. 33106](tel:519-888-4567).


Questions about programs, co-op, careers, or student life? [Contact the recruitment co-ordinator](#) for your faculty or program of interest.

Thank you again for applying to the University of Waterloo!

Sincerely,

André Jardin
Associate Registrar, Admissions

Examples of Email Instructions


uOttawa

Admission

Admission - Acknowledgment of receipt

Student Number **8166664**

Hello

We have received your **application** for admission. Thank you for your interest in the University of Ottawa.

According to our records, you have applied to the following program: Honours Bachelor of Commerce (Accounting / Cooperative Education).

You can get details about your **application** online through your **InfoWeb** account. Please check this account regularly to see the status of your **application**. In InfoWeb, you can also find information on the documents and forms you must submit.

Please note that due to the number of applications and documents we receive at peak times throughout the year, it may take up to two weeks for updates to appear in your file.

To access our secure InfoWeb site www.infoweb.uOttawa.ca :

1. Choose your language
2. Select **Applicant/Student**
3. Enter your student number: 8166664
4. Enter your InfoWeb password: W1UWE83X
5. Click **Submit**
6. Select **Admission** (in the left-hand menu)
7. Select **Admission Undergraduate Program, Application Status**
8. Choose the program (under **My applications**)

If you experience technical difficulties with InfoWeb, please submit an online help request www.ccs.uOttawa.ca/cybersos.

You must submit all required documents by the deadline. You can find the list of these documents in your **InfoWeb** account. You can also find information on the admissions process by visiting the [Future Students](#) section of our site.

With accordance with our [policy 14a](#) about student records, your file at the University of Ottawa **is confidential**. Details will not be given to a third party, unless a [written authorisation](#) is provided in advance to documents@uottawa.ca.

Thank you again for your interest in the University of Ottawa.

Undergraduate Admissions Office


What you can find on the Applicant Portal:



- Your personal biographical details
- Program(s) Applied To
- Application Status
- Required documents
 - Transcripts
 - English Proficiency documents
 - Supplementary Applications




Examples of Applicant Portals



Student Center

▼ Academics


[Search](#)
[My Academics](#)

 You are not enrolled in classes.

▼ Finances

My Account
Account Summary

Financial Aid
[View Financial Aid Applications](#)
[View Tuition, Aid and Awards Summary](#)

 You have no outstanding charges at this time.

[Make a Payment](#)

other financial...

▼

»

▼ Personal Information

Demographic Data
[Emergency Contact](#)
[Names](#)

Contact Information

Permanent Home Address	Mailing Address
--	---------------------------------

other personal...

▼

»



ROSEDALE
ACADEMY


Examples of Applicant Portals

▼ Admissions

My Applications

Program	Plan	Term	Requirements	Supp App	Status	Offer Letters	Response Due Date	Action	Current Aid and Awards
Engineering Degree Seeking	Engineering 1	2020 Fall	Complete your admission requirements	Supp App	●				
English Lang Dev't Diploma	MELD Engineering 1	2020 Fall	Complete your admission requirements	Supp App	●				


 Conditional
 Withdrawn

 Pending
 Denied

 Final Offer

 See Holds Above

Examples of Applicant Portals



Student Center

Application Status

Term	Academic Career	Program	Academic Plan	Academic Sub-Plan	Application Number	Application Date
2020 Fall	Undergraduate	Engineering Degree Seeking	Engineering 1			2020/01/03

This application is Incomplete. [Hide all requirements for this application](#)

All requirements for this application

	Item	Description	Organization	Item Status
1	English Proficiency	You must meet our English Language Proficiency Requirement. Test results that do not meet our minimum requirements will remain as 'Required'. Once you have submitted a satisfactory English Language test, this item will be marked as 'Complete'. The minimum requirements can be found at: http://future.mcmaster.ca/admission/language/		Required
2	Supplementary Application	A mandatory supplementary application is required for this program. Your status will be updated 3-4 weeks after the deadline date.		Required

Steps After Applying: Canada



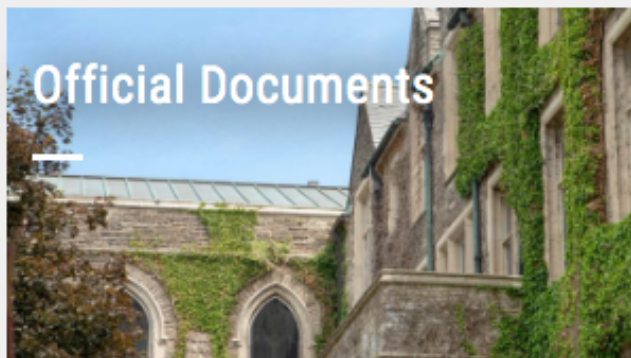
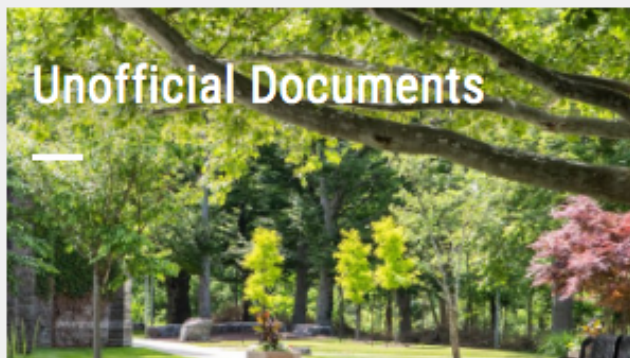
- 3) Check the **application status** on each schools' applicant portal
"Pending", "under review", "processing", "applied"; "incomplete"; "conditionally admitted" "accepted"; "declined", "not offered admission", "rejected".
- 4) Make sure all required documents are uploaded or sent:
 - Unofficial Rosedale transcripts (if OUAC does not send them)
 - English Proficiency Requirement exemption: Grades 9-11 local school transcripts
 - IELTS/TOEFL scores (if required)
 - Supplementary applications (for programs that require them)
 - Self-reported Grades (if required)

Types of Documents that May be Required:

2 ways to send documents:

- Self-Upload on Application Portal
- Send by Email (include student applicant number)

***for preliminary acceptance holders** – Rosedale will send all transcripts and English Proficiency Exemptions proofs direct to admission officers



Unofficial Documents: any document submitted by document upload/email. Used to make an admission decision.

Official Documents: May be required when students accept an offer. Must be sent from the issuing school.

Sending Documents

- Unofficial Rosedale transcripts (if OUAC does not send them)
- English Proficiency Requirement exemption: Grades 9-11 local school transcripts
- IELTS/TOEFL scores (if required)
- Supplementary applications (for programs that require them)
- Self-reported Grades (if required)

Unofficial Rosedale Transcripts:

OUAC Schools: Students do not need to submit any Rosedale transcripts – **but** some schools may ask you upload onto their application portal

Other Canadian Schools: Students may need to submit an electronic copy - look at applicant portal requirements!

Sending Documents

- Unofficial Rosedale transcripts (if OUAC does not send them)
- English Proficiency Requirement exemption: Grades 9-11 local school transcripts
- IELTS/TOEFL scores (if required)
- Supplementary applications (for programs that require them)
- Self-reported Grades (if required)

English Proficiency Requirement Exemption:

- Need to see 4 years of English study
- Send/upload Grade 9-11 equivalent local school transcripts – can include IGCSE scores
- If applying to a French program – students need to submit transcripts with proof of French study

Sending Documents

- Unofficial Rosedale transcripts (if OUAC does not send them)
- English Proficiency Requirement exemption: Grades 9-11 local school transcripts
- IELTS/TOEFL scores (if required)
- Supplementary applications (for programs that require them)
- Self-reported Grades (if required)

Supplementary Applications

- Some programs require program specific supplementary applications

Supplementary Applications

Examples:

Waterloo – Admission Information Form (AIF)

- all programs recommended, Engineering, Mathematics, Accounting required

UofT – Online Student Profile (Engineering), SAF (UTSC BBA), SA (Rotman Commerce)

Queens – Personal Statement of Experience (PSE)

- all programs recommended, Commerce program required

Notes:

- When filling out the Supplementary Applications, students **must** write Rosedale Academy as their school.
- Check the deadline of each task
- Some supplementary applications have an extra fee required, please pay as soon as possible

Sending Documents

- Unofficial Rosedale transcripts (if OUAC does not send them)
- English Proficiency Requirement exemption: Grades 9-11 local school transcripts
- IELTS/TOEFL scores (if required)
- Supplementary applications (for programs that require them)
- Self-reported Grades (if required)

Self-Reported Grades

- Some schools require student to self-report their grades (mostly BC schools)
- Type in your current grades before deadline

Steps After Applying: Canada

- After submitting all required documents – it will take 3-4 weeks for the “required” icon on the application portal to change to **complete**.
- After submitting everything, students will need to:



Steps After Applying: Canada



- 5) Continue checking the **application status** on each schools' applicant portal.



Steps After Applying: Canada

- 5) Continue checking the **application status** on each schools' applicant portal.
- Typically acceptances are given out between March-May.
 - Students will find the decision in the applicant portal or OUAC.
 - They can view their acceptance letters on their applicant portal.
 - If accepted, they will be given a deadline on when to accept the offer.

Offer of Admission

April 03, 2019

Please use Ryerson Student # in all correspondence

Dear [REDACTED]

Congratulations! Undergraduate Admissions is pleased to issue you this **conditional** Offer of Admission to the Ryerson ESL Foundation Program I. This program will give you the intensive English language and academic skills instruction you need to succeed in the Ryerson undergraduate degree program you have chosen.

Program of Study: Ryerson ESL Foundation Program I

Term of Admission: Fall 2019

Subject of Major Interest: Bachelor of Science (Honours) - Computer Science

Level of Entry: Level 1

Attendance Status: Full Time

SIGNIFICANT DATES: To reserve your space in the program, all conditions, including Confirmation, Tuition Payment, and Admission Condition Deadlines must be met by the dates specified below.

- **Confirmation Deadline:** June 03, 2019
- **First Tuition Payment Deadline:** June 06, 2019
- **Admission Condition Submission Deadline:** July 08, 2019
- **Program Start Date:** August 26, 2019

ADMISSION CONDITION(S) - You have been approved on the condition(s) that:

- you are eligible to graduate with your O.S.S.D. with an overall average of at least 78% in six Grade 12 U/M courses including 70% or higher in Grade 12 U English, Advanced Functions, one of Grade 12 U: Physics, Chemistry or Biology, and an additional Grade 12 U Mathematics (one of: Calculus & Vectors or Mathematics of Data Management).

This Offer of Admission is also a guarantee of admission in Fall 2020 to the Bachelor of Science (Honours) - Computer Science program on condition that you **successfully pass** the Ryerson ESL Foundation Program. To pass the ESL Foundation Program, you must:

- Achieve the minimum competency level required for admission to the undergraduate degree program of your choice in the following four areas: Reading, Listening, Speaking, and Writing.
- Maintain an attendance rate of no less than 80%.
- Maintain an average of 67% or higher in all ESL workshops.
- Successfully complete CLNG111: Language and Identity, and any other degree-credit courses taken while enrolled in the ESL Foundation Program.
- Observe university policies in all areas of academic and non-academic conduct.

Letter of Acceptance for International Students (LAIS)

In order to study at Ryerson University, you are required to obtain a study permit that is valid for post-secondary studies in Canada. If you are a Refugee Claimant, a Convention Refugee or Protected Person, you must hold a valid study permit until you become a permanent resident. You must apply for a study permit using this Letter of Acceptance for International Students (LAIS). For more information on how to apply for a study permit, please consult the [Immigration, Refugees and Citizenship Canada](#) website. We strongly recommend applying for your study permit as soon as possible to avoid delays.

Personal Information

Date Issued: April 03, 2019

Family Name: [REDACTED]	Student's Full Mailing Address: [REDACTED]
Given Name: [REDACTED]	
Date of Birth: [REDACTED]	
Ryerson ID Number: [REDACTED]	

Institutional Information

Name of Institution: Ryerson University	Institution's Full Mailing Address: Ryerson University Undergraduate Admissions 350 Victoria Street Toronto, Ontario, Canada M5B 2K3
Type of Institution: Public	
Telephone Number: 416-979-5036	
Facsimile Number: 416-979-5221	
Designated Learning Institution Number (DLI): O19395677651	

Program Information

Attendance Status: Full Time	Term of Admission: Fall 2019
Hours of Instruction per week: N/A	Program Start Date: August 26, 2019.
Program of Study: Ryerson ESL Foundation Program I	Length of full time studies: See reverse for exceptions
Level of Entry: Level 1	Expiry Date for this Letter of Acceptance: August 26, 2019.
Level of Study: Undergraduate	

Other Information

Condition of Acceptance: N/A	Estimated Tuition Costs for Two Semesters - (eight months) which include tuition and incidental fees: Ryerson ESL Foundation Program I: \$15,600 - \$22,000 (Canadian dollars)
CAQ: No	
Internship/work Practicum: No	
Exchange Program: No	

Institutional Representative

Name of Institution Representative: Barbara Cecchetto, Director of Admissions	Signature of Admissions Representative: <i>Barbara Cecchetto</i>
---	---



Steps After Applying: Canada

6) Accepting an offer before stated deadline.

- For OUAC schools, students accept an offer through OUAC.
 - Cannot accept more than one offer.
 - If you accept, then declines an offer, you will not receive that offer back.
- For non-OUAC schools, students accept an offer through the application portal.

TIP: It is not necessary to DECLINE an offer

Steps After Applying: USA



- 1) Check CommonApp for updates in application status
- 2) Submit all required documents
 - Upload unofficial Rosedale transcripts
 - Send Grades 9-11 local school transcripts
- 3) Counsellor & Teacher References: Counsellor references may be asked to submit a **Rosedale School Profile** along with their reference.
- 4) Students need to continually check their emails – if schools require any more documentation, they will email the student.
- 5) Students receive acceptance decisions between March and April.

My High School Details

Use the information below to help you complete the Education section in the Common App.



High School Information

High School Name:	Rosedale Academy
High School Address:	7030 Woodbine Ave, Suite 800, Markham, Ontario, L3R6G2
CEEB Code:	
Graduation Date:	June 2020

Counselor Information

Counselor Name:	
Counselor Job Title:	
Counselor Email:	
Counselor Phone:	

Grades and Current Courses

Graduating Class Size (approx.):	230	GPA Scale (select one):	100
Class Rank Reporting (select one):	None	GPA Weighting (select one):	Unweighted
Class Rank Weighting (select one):		Course Scheduling System (select one):	

ROSEDALE ACADEMY

Ontario Private Secondary School

School Profile

Rosedale Academy (BSID: 668726)

7030 Woodbine Avenue, Suite 800
Markham, Ontario
L3R 6G2, Canada

Phone 1-905-604-7533

Website <http://www.rosedaleacademyonline.com>

Principal Fernando Oliveira
Fernando.oliveira@rosedaleacademy.com

Head Leslie Chan
Counsellor Leslie.chan@rosedaleacademy.com

The School & Community

Rosedale Academy is an Ontario-based private high school specializing in personalized and differentiated online learning opportunities for students worldwide since 2014. Our academic offerings are rigorous, stimulating and transformative, fostering both intellectual and personal development. Powered from Toronto (Ontario, Canada), Rosedale Academy works collaboratively with education partners so that students can stay in their home countries and receive a top-notch secondary school education. Rosedale students are based all around the world, including students from Canada, China, Ecuador, Brazil, Cameroon and Nigeria.

Instruction is fully completed in English, and all assessments are graded in Canada by Ontario teachers certified by Ontario's Ministry of Education. At the successful completion of our program, students will receive an Ontario Secondary School Diploma (OSSD) issued by Ontario's Ministry of Education. Graduates have gone on to successfully study at universities in colleges in Canada, the United States, the United Kingdom, and Australia.

Steps After Applying: UK



1) Check emails:

- After applying, students will receive a Welcome Email, with sign-in information for the online system, Track.
- Universities may send the student applicant emails if they require more information (hard-copy transcripts) or request an interview

2) Admission status can be monitored on Track.

3) Decisions are usually sent up until May.

2020 entry

You can now send us your 2020 entry application.

Use Track to check the progress of your submitted application.

Apply

Track

Steps After Applying: UK

4) Accepting offers

- Students don't have to reply to the offers until all the decisions are in.
- The deadline of accepting offers may vary. Ensure you accept before deadline.
- Select the first (firm) choice. Select a back-up (insurance) choice if your firm choice is conditional.

Applying to Residence:

- **On Campus Residence**
 - Check the **Residence Application Deadline** (UT: March 31)
 - Select Housing Options: Single room or Double room, dormitory-style or apartment style
- Start the Residence Application and pay the deposit before deadline if required
- **Off Campus Residence**
 - Check the Off campus Housing information on university websites (Recommended) or public renting websites



Types of Rooms



Single Room



Double Room

Types of Rooms



Shared Suite



Apartment Style

Applying to Residence:

- Check **Rosedale's University Catalogue** for more details about residence deadlines.



Writing Emails to Schools:

- Guidance counsellors cannot request for the information, students must do it through their email address.
 - Unless they have been added as an authorized user/disclosure of information.
- **Always** include the student's **full passport name** (name they used in their application) and include the student's **applicant number for that school** in the email.
 - Example:
 - Dear Admission officers, my name is Leslie Chan, and my student application number is 4451222. My issue is....
Thank you very much for your time!
Sincerely, Leslie

Q&A Session