

Safety Around Strangers

Lesson 10



We will be learning:



- ☐ Sounds (ay)
- ☐ More simple synonyms (fast and quick, etc.)
- ☐ Quantifiers: any, some, much, many, a lot
- ☐ Review sounds (ew)
- ☐ Personal note format; common expressions in a thank you note



Let's Pl-ay with "AY"

Words with ay

ay



© 2014 by Rose Dale Academy

ay

bay

day

hay

jay

lay

may

nay

pay

ray

say

way

clay

play

bray



fray

gray

pray

tray

spray

always

away

essay

birthday

bluejay

crayon

daytime

delay

doorway



Monday

Tuesday

Wednesday

Thursday

Friday

Saturday

Sunday

holiday

doorway

layer

mayor


stay

sway

walkway



ai - ay



- 1 _____
- 2 _____
- 3 _____
- 4 _____
- 5 _____
- 6 _____
- 7 _____
- 8 _____

Safety Around Strangers



By: Bridget Heos Illustrated By: Silvia Baroncelli



"Stranger Danger! Stranger Danger!"
"Pablo, what are you doing?"
"I'm pointing out all the strangers, Carlos.
So we know who to stay away from."




"Well, not all strangers are bad, Pablo. Most people are nice. But you do have to watch out for strangers acting strangely."



You also have to watch out for people you know who act strangely. I'll give you some tips on the way home."

"So, Pablo, let's say one of these drivers stopped and asked you for directions. Grown-ups aren't supposed to ask kids for directions, so that's strange. You should tell a grown-up."



"This is a crossing guard, Pablo. He is a stranger. But he is also a community helper. People like crossing guards and police officers can help you. So you could tell him."



"Hi, Mom," says Pablo.
"Hi, Mrs. Gomez," says Carlos.
"What happened to your
knee?" Mrs Gomez asks.





"I fell in the rain and cut it. We got a Band-Aid from a stranger. But it's okay, because we were in a public place. And she was a librarian."

"Smart thinking, kiddo," his mom says.

"Thanks, Mom. You know, not all strangers are bad."

Synonyms



gift

present



baby

infant



store

shop



ship

boat



smile

grin



jump

hop



cry

weep



insect

bug



stone

rock



speak

talk



rip

tear



afraid

scared

More words that mean the same!!

quiet

silent

ill

sick

speak

talk

noisy

loud

begin

start

same

alike

kind

nice

keep

save

Quantifiers – Much, Many, A Lot

much + uncountables nouns

- much money
- much time
- much food
- much coffee

many + plural nouns

- many books
- many people
- many shops
- many questions

a lot (of)

is more usual in
positive sentences.

Much or Many?

_____ pens

_____ lemonade

_____ peaches

_____ sugar

_____ children

_____ rice

Positive: I have a lot of crayons.

Negative: I don't have many crayons.

SOME/ANY

We use some and any like this:

- a. For a question, we use 'any'
- b. For a positive answer, we use 'some'
- c. For a negative answer, we use 'any'

Do you have **any** money?

- ❖ Yes, I have **some** money.
- ❖ No, I don't have **any** money.

Do you play **any** sports?

- ❖ Yes, I play **some** sports.
- ❖ No, I don't play **any** sports.

Are there **any** students in the classroom?

- ❖ Yes, there are **some** students in the classroom
- ❖ No, there aren't **any** students in the classroom.



Complete the following sentences
using **some** or **any**.



1. I've got _____ bananas for Kim.
2. There aren't _____ oranges on the table.
3. Have you got _____ brothers and sisters ?
4. There is _____ milk in the fridge. It's for Susan.
5. This salad is awful ! There isn't _____ salt in it!
6. Well done ! There aren't _____ mistakes in your test !
7. She's got _____ beautiful postcards from London.
8. Is there _____ sugar ?
9. There are _____ books on the desk.
10. There is _____ soup for you in the fridge.
11. Mary has got _____ new friends.
12. We've got _____ cheese. Let's make _____ sandwiches.
13. Has she got _____ cousins in England ?
14. They have got _____ sugar, _____ eggs, _____ butter, but they haven't got _____ milk.
15. Is there _____ margarine in the cupboard ?
16. Are there _____ eggs, Nick ?
17. I can't make a cake, because I can't find _____ flour.


Let's Revi-ew "EW"

ew

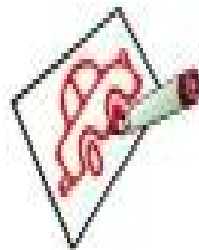



few
new
sew
hew
knew
stew
news
view
mew
review

grew
flew
blew
chew
slew
jew
crew
chewing gum



ew



Friendly Letter Writing

by kathyb fourblocks

*First you write the heading, the heading, the heading,
First you write the heading,
The month, the day, the year.*



*Next you write the greeting, the greeting, the greeting,
Next you write the greeting,
You start it off with Dear.*

*Then you write the body, the body, the body,
Then you write the body,
You ask and tell some things.*

*Then you write the closing, the closing, the closing,
Then you write the closing,
"Your friend" or "I love you,"*



*Sign your name right under this, under this, under this,
Sign your name right under this,
And now your letter's through.*





Parts of a Letter

Heading

The heading can include your address and the date, but you can just put the date. The heading is in the upper right hand corner of your letter..

Greeting

The greeting is your way of saying "hello." Since this is a letter to Santa, you can simply write, "Dear Santa," Don't forget your comma after your greeting.

Body

The body is where you write your message and include your wish for others. Be sure to explain why you want this wish to come true.

closing

The closing is your way of saying "goodbye."

You could use:

Sincerely,

Your friend,

Merry Christmas,

Happy Holidays,

Best wishes,

Yours truly,

signature

This is where you sign your name!

YOU ARE *awesome*

Dear _____

From, _____

We have learned:

- How to write a letter
- The “EW” sound
- Some/Any,
Much/Many/A
Lot
- Synonyms
- The “AY” sound





- Complete the worksheet about synonyms.

- Complete the worksheet about using some or any.