



The Respiratory System


Unit 5, Lesson 2



Learning Goals

Today we will be learning:

- ❖ The “EA” sound
- ❖ Reviewing Transition Words
- ❖ Ordinal Numbers





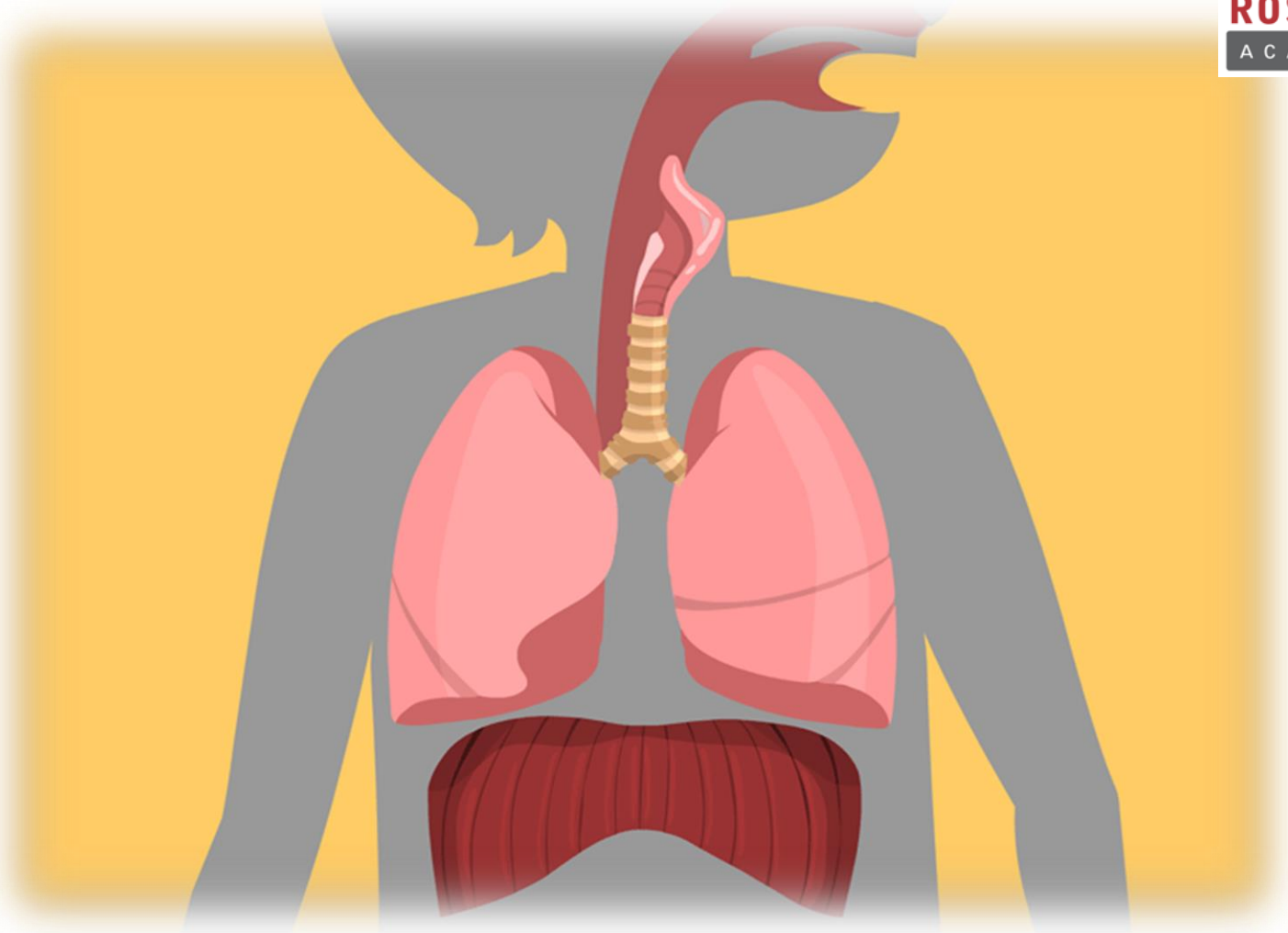
The Respiratory System

By: Helen Frost

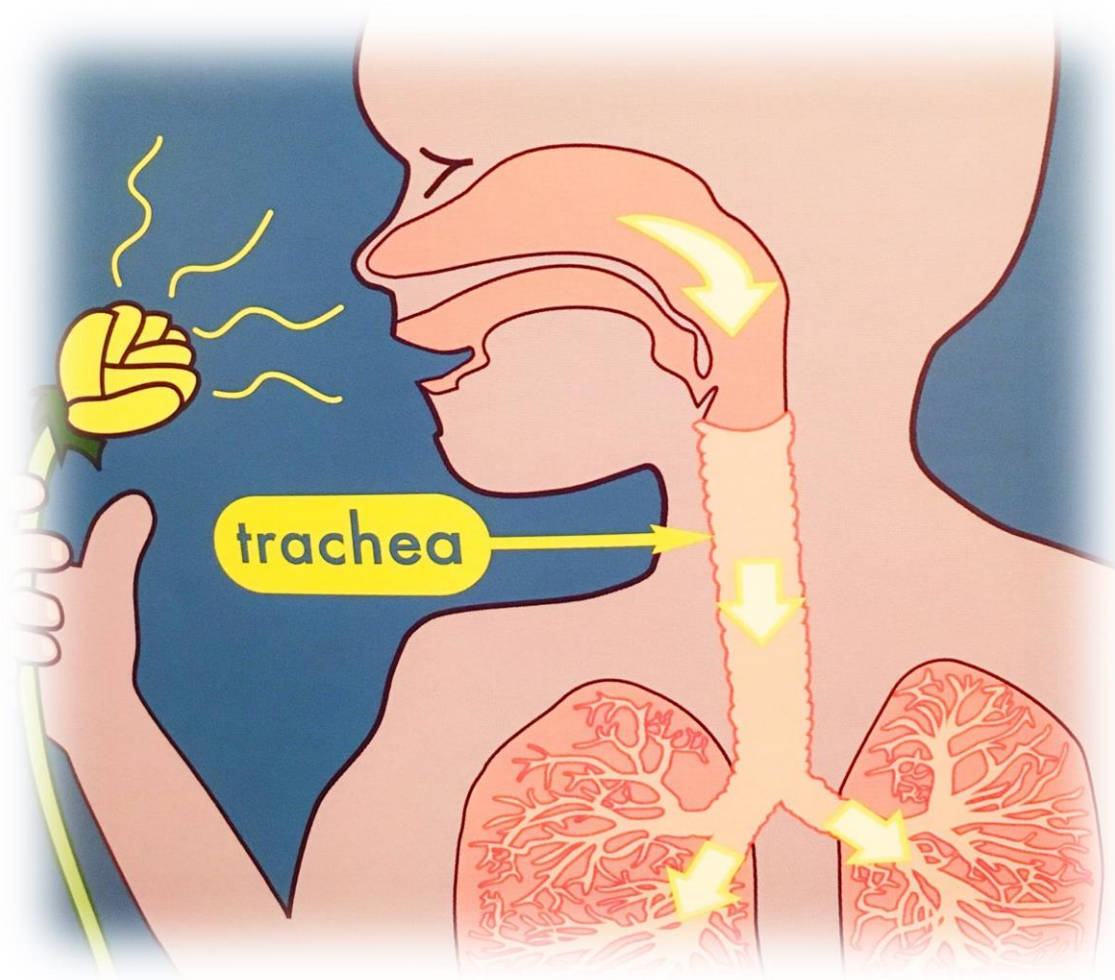
Let's take a BIG, DEEP, BREATHE before we learn all about how we breathe!



The respiratory system helps people to breathe. It brings fresh air into the body. The respiratory system takes away air that has been used.



People have two lungs. One lung is on each side of the heart.



People breathe in air through the mouth and nose. The air goes into the trachea. This tube connects the mouth and nose to the lungs.



The trachea splits into two large airways. Each airway goes into one lung.



When air goes into the lungs, they get bigger and bigger!



People breathe out through the mouth and nose. The carbon dioxide goes out of the body. The lungs get smaller as the air leaves the body.



Air leaving the body goes through the larynx.
People use the larynx to make sounds,
speak, sing and laugh.

OH DEAR, THERE'S A BEAR IN THE AIR!

The letters "EA" can make many different sounds.

Bears, bears, bears, everywhere!

Bears climbing stairs,

Bears sitting on chairs,

Bears collecting fares.

Bears giving stares,

Bears washing hairs

Bear, bear, bears, everywhere



How many "EA" words can we find altogether in this poem? Let's count!

Sorting "EA" words



AND, BUT, THEN... Reviewing Transitions

We use the words and, but, then, or, because, to tell MORE about something.



Can you think of a silly poem or sentence that uses any of the other transition words?



It's as easy as
One, two, three:
1st, 2nd, 3rd

Number 1 in line is first,
Number 2 in line is second
Number 3 in line is third

So now you know, in a line or row
It's as easy as
One, two, three:
1st, 2nd, 3rd

It's as easy as
One, two, three:
1st, 2nd, 3rd

Number 1 in line is first,
Number 2 in line is second
Number 3 in line is third

So now you know, in a line or row
It's as easy as
One, two, three:
First, Second, Third.

Ordinal Numbers and Time Game



REVIEW

Today we learned all about:

- ❖ Sounds (ea - bear, weak)
- ❖ The Respiratory System
- ❖ We review transitions (and, but, then, or, because)
- ❖ Ordinals first to twenty-first.

You did great!

Homework Sheets

Ordinal Number Names

Name _____

Color the first scoop blue.

Color the ninth scoop yellow.

Color the tenth scoop red.

Color the second scoop green.

Color the fourth scoop purple.

Color the eighth scoop brown.

Color the third scoop orange.

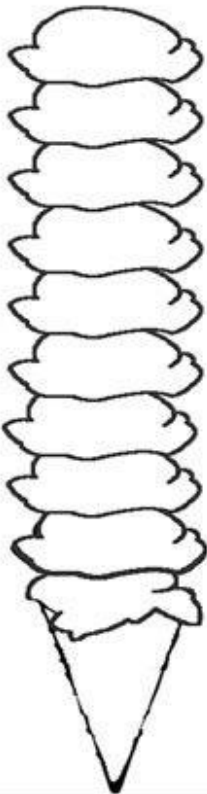
Color the fifth scoop green.

Color the sixth scoop brown.

Color the seventh scoop red.

I colored my cone _____.











My cone has _____ scoops.



<http://www.worksheetplace.com>

Ordinal Numbers

Match up the numbers on the left to the words on the right.

 4th	fifth
 1st	seventh
 9th	sixth
 7th	first
 2nd	fourth
 6th	ninth
 3rd	second
 10th	eighth
 8th	third
 5th	tenth

Activity village

© www.ActivityVillage.co.uk - Keeping Kids Busy

Write these out using ordinal numbers



numbers 1-20



1 one radio 	2 two ducks 	3 three milk bottles 	4 four tooth brushes 	5 five mittens 
6 six brushes 	7 seven zippers 	8 eight butterflies 	9 nine shells 	10 ten pens 
11 eleven dominoes 	12 twelve hair bands 	13 thirteen cotton buds 	14 fourteen clips 	15 fifteen marbles 
16 sixteen crackers 	17 seventeen nuts 	18 eighteen beads 	19 nineteen paper clips 	20 twenty thread spools 