



Around the World

Unit 8 Lesson 10

What will we be learning this class?

- A look into a new country
- Adding endings to words (suffixes)



Today we will be learning
about another country.

This country is in the north...



It is the largest
country in the
world...




And is part of
TWO continents!






This country is famous for a type of dance called ballet.



The last clue: This city's capital is Moscow!



What country do you think it
could be?

What do you know about
Russia? Write it below

A large, empty rectangular box with a yellow border, intended for writing answers.

We learned that this country is
in the north.

Describe
what you
think the
land might
look like.




Let's learn more
about the country!

We will now
read a book
about Japan!



What did you like about Russia?



Do you remember? What do people in Russia do for work?



Great work!



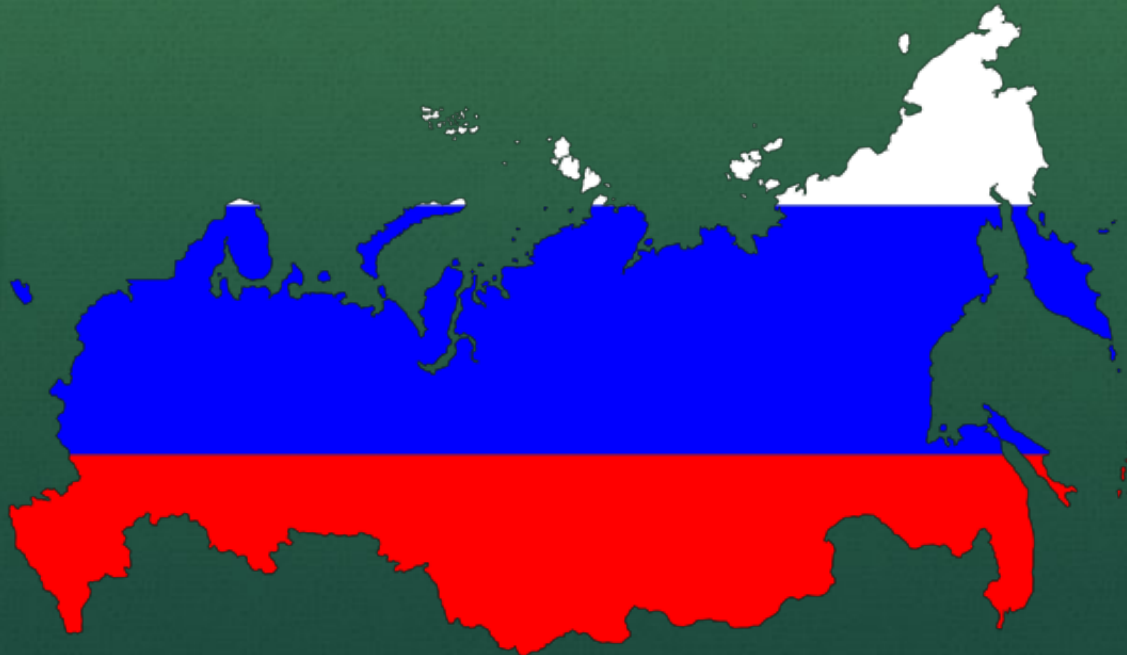
Now we will
review endings to
words!

Often, we will see the letter
“S” at the end of words.

What does the letter “S”
mean at the end of a word?

What about when we see “ED”
at the end of a word?

What does that mean?



What about when we see
“ING” at the end of a word?

What does that mean?

Write a word using the
“ED” suffix.



Write a word using the “S”
suffix.



Write a word using the
“ING” suffix.

A large, empty rectangular box with a thick yellow border. It is positioned on the right side of the slide, below the text instruction. The box is intended for the user to write a word that uses the 'ING' suffix.

Use the “ING” suffix in a sentence.



Very good job! What did we learn today?

- A look into Russia
- Suffixes





Let's look at the homework now.

Do you have any questions?