


The background features a stylized mountain range. The upper portion consists of several overlapping mountain peaks in various shades of green, from light to dark. Below this, there is a thick, textured orange band that resembles a torn paper edge. The bottom of the image shows the dark green peaks of the mountains again, partially obscured by the orange band.

# Around the World

Unit 8 Lesson 4

# What will we be learning this class?



- Comparing countries as a review
- A review of the “ough” “augh” and “u\_e” sounds
- Reading about Travel!




Do you remember? What countries have we learned about?





You are right!  
France,  
Mexico and  
Egypt.

What country did  
you like the best?  
Why?







What special things are in Egypt?  
What do we call them?





Do you remember?  
What kinds of food do they  
like to eat in France?






Do you remember?  
What do people in Mexico  
like to eat?

Now we will compare.

To compare is to see what is the same  
about two people, places, or things.







For example, we will  
compare these flowers.

Both are tall.

Both have green stems.



Can you compare the countries of Mexico and France?

What is the same, or similar, between the two countries?





Great work! Let's do it  
once more.

Compare the country of Egypt with  
Mexico!






Great answers! You are great at  
comparing.



# How do you travel to different countries?

Do you take a car, a plane, a train, or a  
bus?



We are going to read a book  
about using the Airport!







What happens at the airport?



Travelers park their cars in big parking lots at the airport.





Travelers take buses to go to the main building at the airport.



Travelers stand in line to check in with their airline at the airport.





Travelers hand over their large bags at the airport.



Travelers are searched  
to keep everyone safe  
at the airport.





Travelers ride on moving  
sidewalks to get around faster  
at the airport.



Travelers buy food and magazines before their flights at the airport.





Travelers wait to get on their planes at the airport.




Travelers get on their planes  
and fly away at the airport.



Nice reading!

Have you taken an airplane before?



# Review

Now we will review our sounds from  
this unit.



“Ough”

“Augh”

“U\_e”



Fill in the blanks for the U\_e words.

The Egyptian pyramids are \_\_\_\_\_.

I rode a \_\_\_\_\_ through the desert.




Write a sentence using a “u\_e”  
word





Fill in the blanks for the  
“ough” words.



Knead the \_\_\_\_\_ to make the bread.

He kicked the ball \_\_\_\_\_ the window.

The road was \_\_\_\_\_ and rocky.



Fill in the blanks for the  
“augh” words.



My brother is funny, he makes me \_\_\_\_\_

We went fishing and \_\_\_\_\_ a fish!

She is her father's \_\_\_\_\_.



# Great, that was fun. What did we learn today?

- A review of France, Mexico and Egypt
- Learning to compare
- Reading about the Airport
- A review of “ough”, “augh” and “u\_e” words



Let's look at the homework now.

Do you have any questions?





Thank you for a great  
class today.  
We will see you next  
time!

