

ESL B (Level 2)



Holiday

Lesson 10 , Unit 2

What did I learn last class?

- ✓ Review of 'UR' sounds
- ✓ Irregular comparative/
Superlatives: better/best, worse/worst
- ✓ Write short sentences using comparatives
(better/best, worse/worst, bigger/smaller,
more/less, etc.)
- ✓ New Thanksgiving Words



What will I learn today?

- ✓ Review of 'ST' sounds
- ✓ Pre-writing: Simple compare/contrast activity using comparatives/ Superlatives in a Venn diagram
- ✓ New Halloween Words
- ✓ Write the first and last Sounds of a spoken word



What holiday are we
celebrating today?



We are celebrating Halloween!



A Halloween-themed background featuring several carved jack-o'-lanterns. One in the foreground is lit from within, casting a warm orange glow. Another is to the right, and a third is partially visible behind it. The pumpkins have various carved faces, including triangular eyes and jagged mouths. In the foreground, a large pile of candy corn is scattered. The candy corn has three distinct colors: yellow at the tip, orange in the middle, and white at the base. Some pieces are whole, while others are broken. The background is dark, making the orange and yellow colors of the pumpkins and candy corn stand out.

When is Halloween?

Halloween is celebrated
on October 31st.

HOLIDAYS

HALLOWEEN



What Is Halloween?

Halloween is
October 31.



It is a fun holiday.
Many people celebrate it.

How do we have fun?
We decorate our yard.
What do you see?
Orange pumpkins.
Black cats. Spiders.





Lucy carves a pumpkin.
Papa helps.
They dig out the seeds.
They cut a face.




Candles light
our pumpkins.
They glow. Spooky!





Mom makes
candy apples. Yum!



We frost treats.
Don't touch!
They are for the party.

The party starts.
We eat cookies.
We bob for apples.



We wear costumes.
Mavis is a witch.



Cole is a ghost. Boo!

Time to go!
We walk to a house.
We ring the bell.
Mrs. Bram answers.
We cry “Trick or treat!”
We get candy.





Halloween is fun!

Halloween Words

Black Cat

Pumpkin



Halloween Words

Candy



Carve



Halloween Words

Costumes



Candy Apple



Halloween Word GAME TIME!

QUESTION 5 / 10 SCORE 4 / 10



skeleton

vampire

scarecrow

witch



Happy Halloween



What did I just learn?

✓ New Halloween Words



Today's letters!

Reviewing sounds of the letters 'ST'



Words with 'ST'

Fill in the correct 'ST' word




Words with 'ST'

Fill in the correct 'ST' word



Stop



Stick



Breakfast

Words with 'ST'

Fill in the correct 'ST' word



Words with 'ST'

Fill in the correct 'ST' word



Star



Toaster



Storm

Write a sentence with one of the new 'ST' words



Write a sentence with one of the new 'ST' words



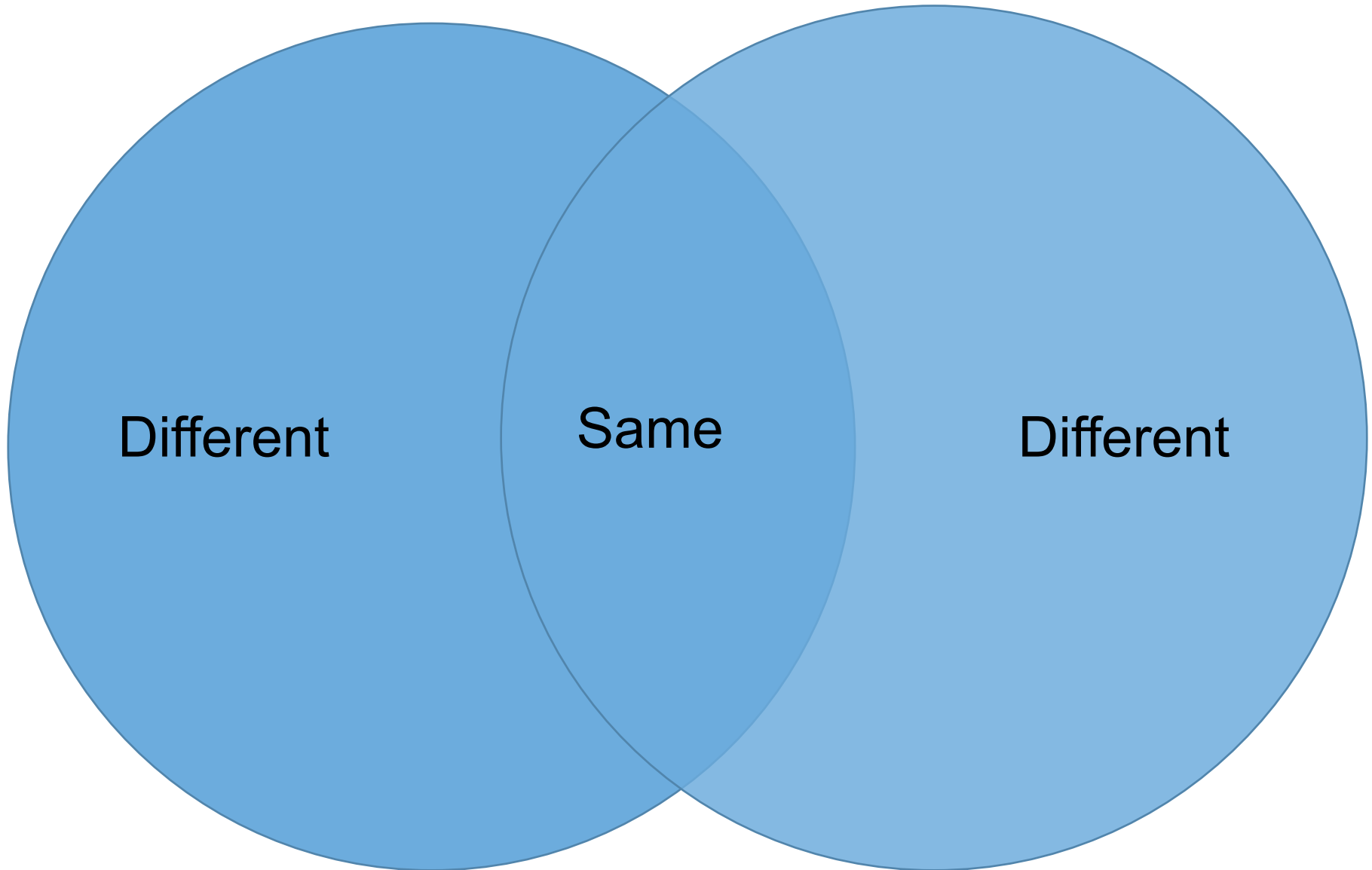
What did I just learn?



Sound of the letters 'ST'

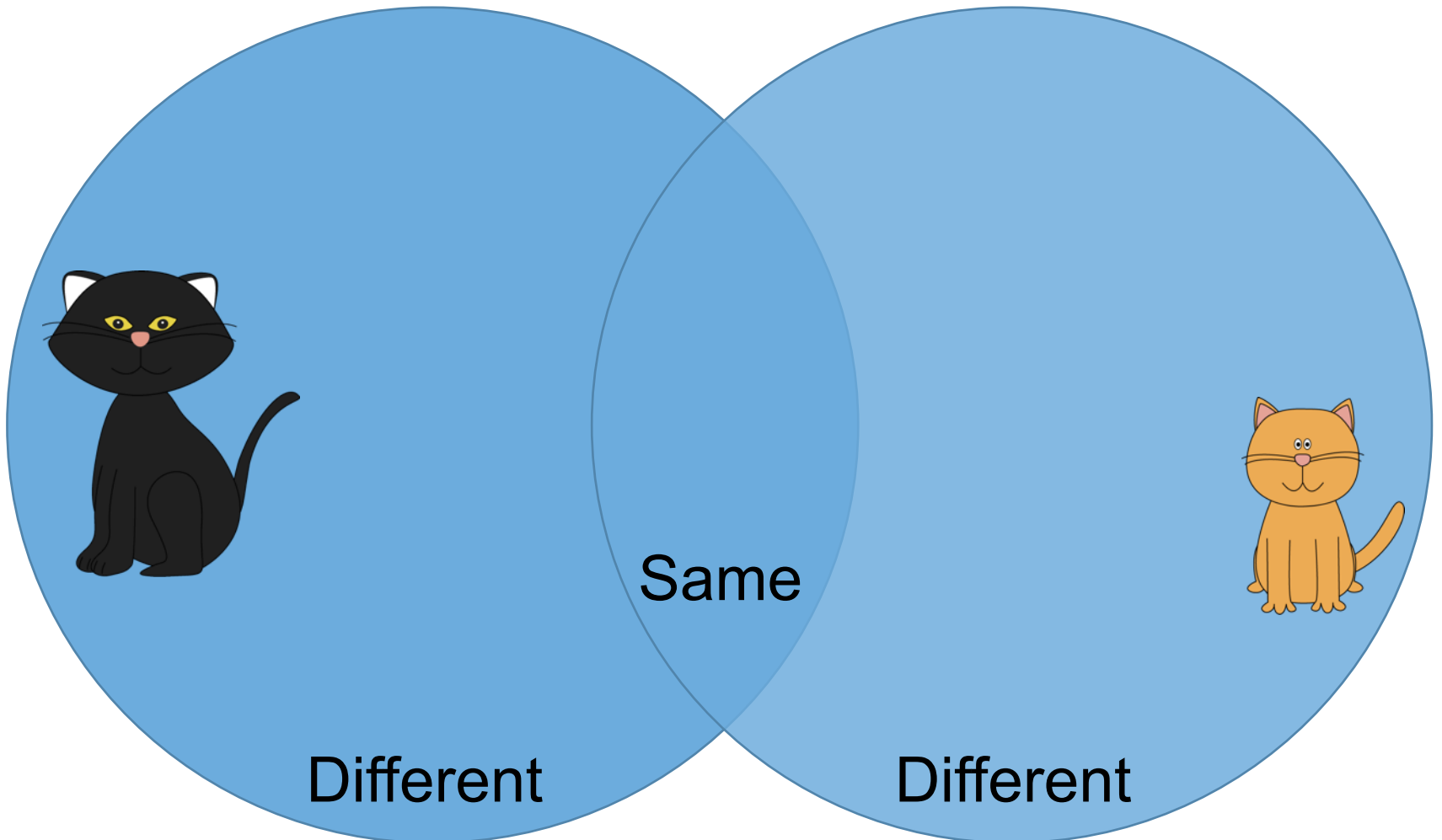


Venn Diagram



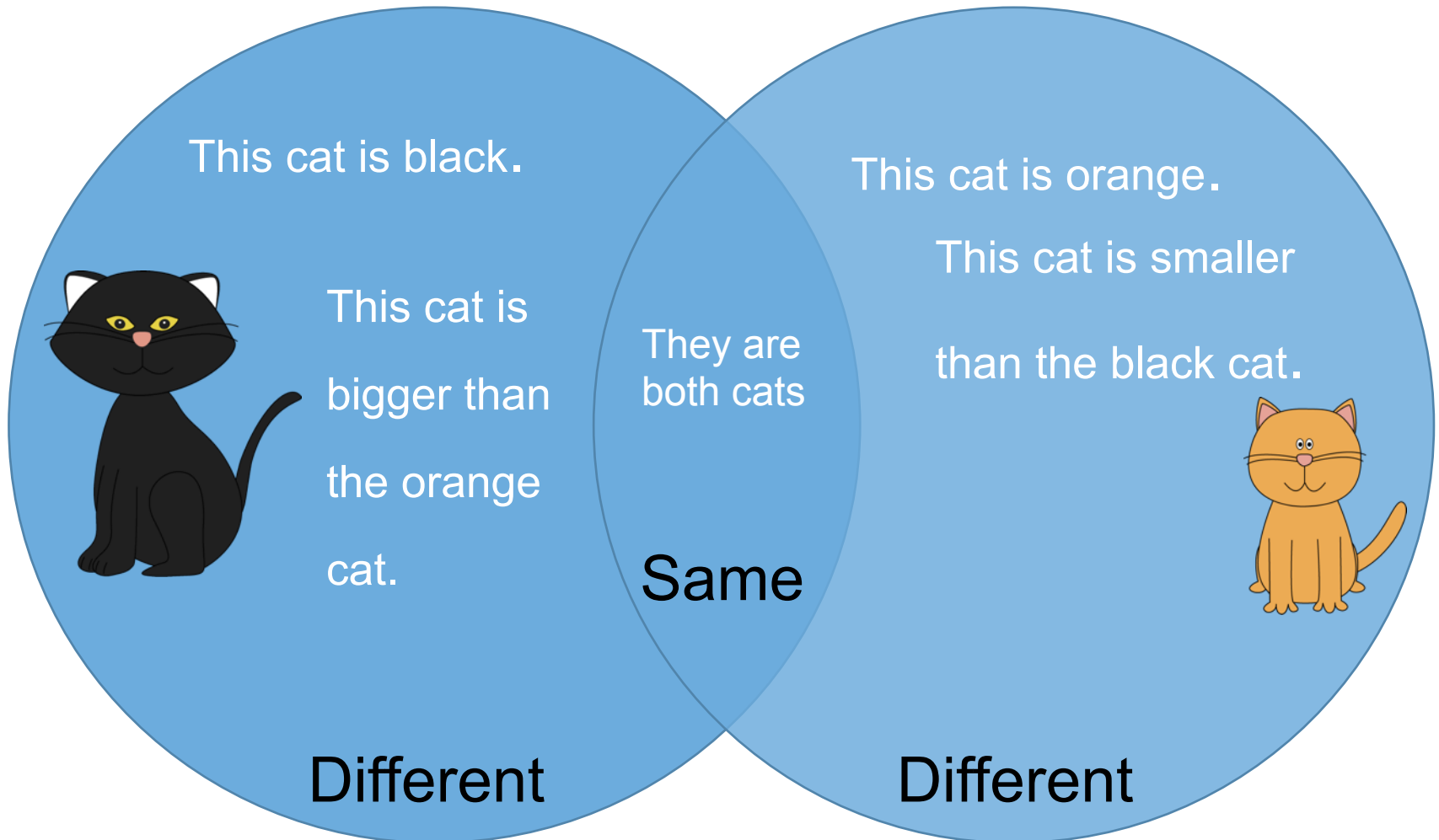
Venn Diagram Example

Black Cat vs Orange Cat



Venn Diagram Example

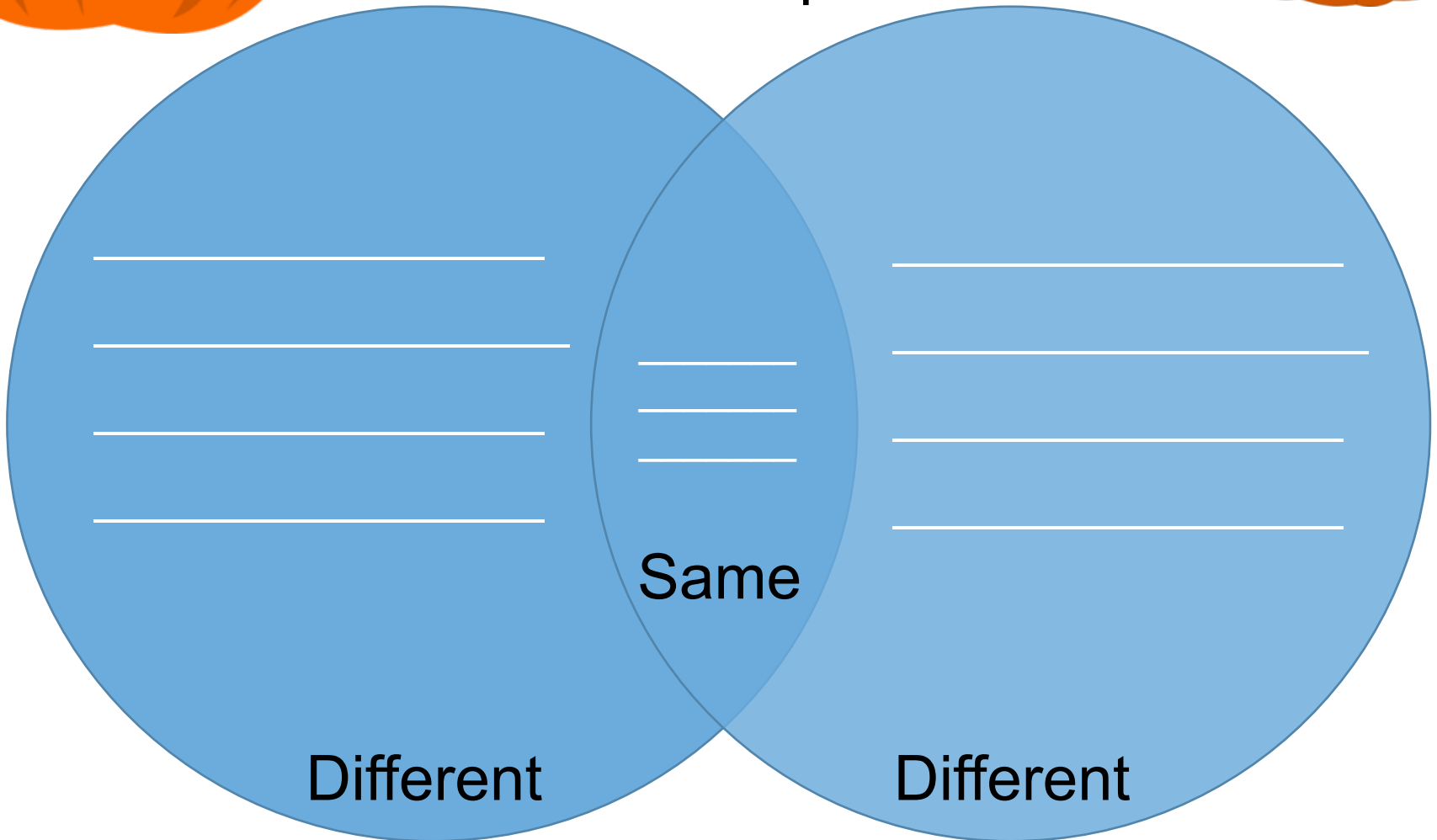
Black Cat vs Orange Cat



Venn Diagram Example

Let's Practice!

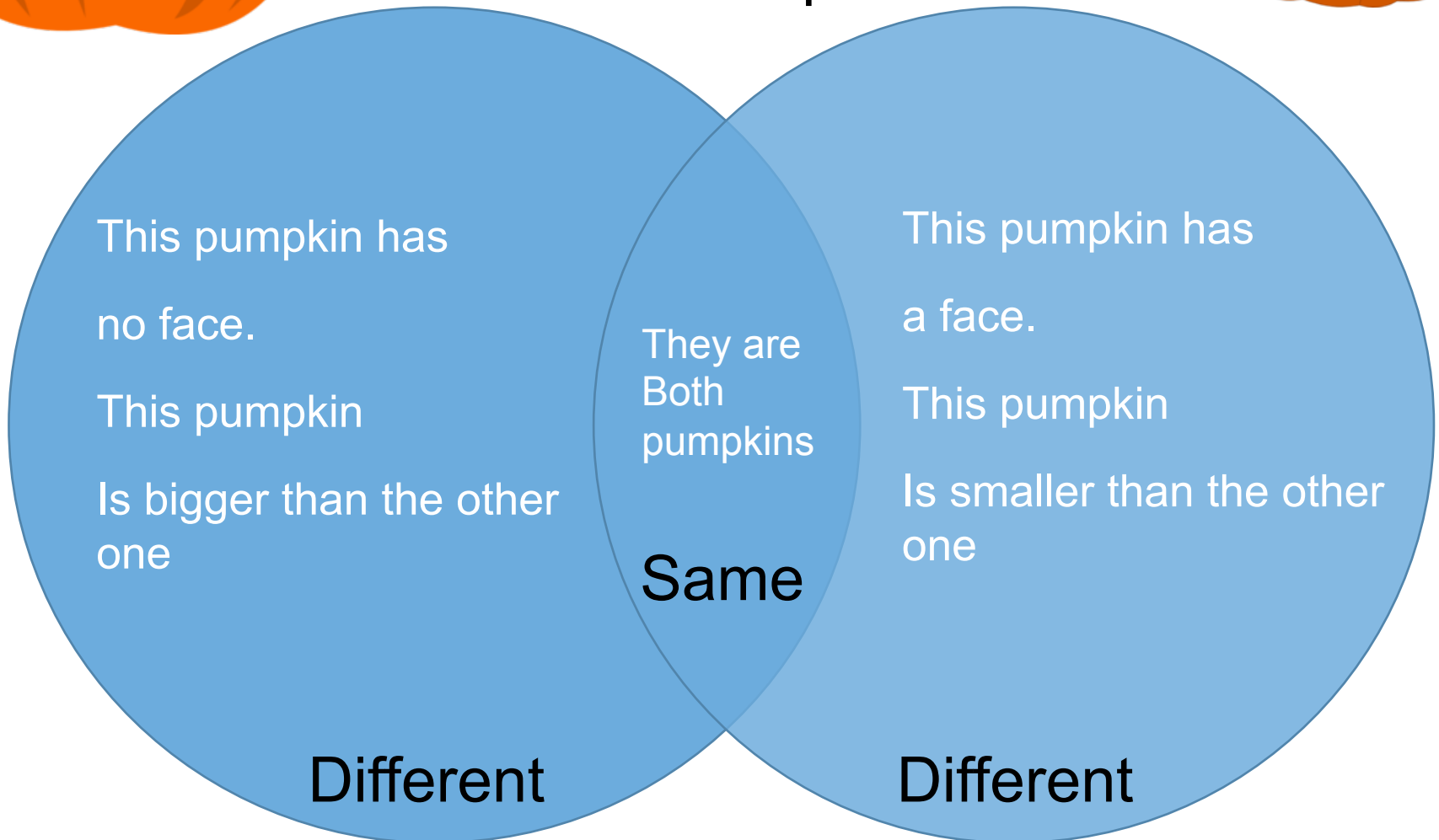
Two Pumpkins



Venn Diagram Example

Let's Practice!

Two Pumpkins



What did I just learn?

- ✓ Making connections between ourselves and the world



Happy
Halloween



Fill in the blanks!

Writing in the first and last letters of a spoken word



umpki

Fill in the blanks!

Fill in the blanks while your teacher reads the short story!

Halloween Night



Halloween Night

It is allowee night!
We are all er excited to put on
our costumes!



Halloween Night

Tim is a pirate!
Sally is a princess!
Emily is a butterfly!



Halloween Night

We love _allowee_!
We _la_ with our _riend_ outside
and play _allowee_ games
until we are _ire_.
oodnigh!



What did I just learn?

- ✓ Write the first and last sounds of a spoken word



What did I **learn** today?

- ✔ New Halloween Words



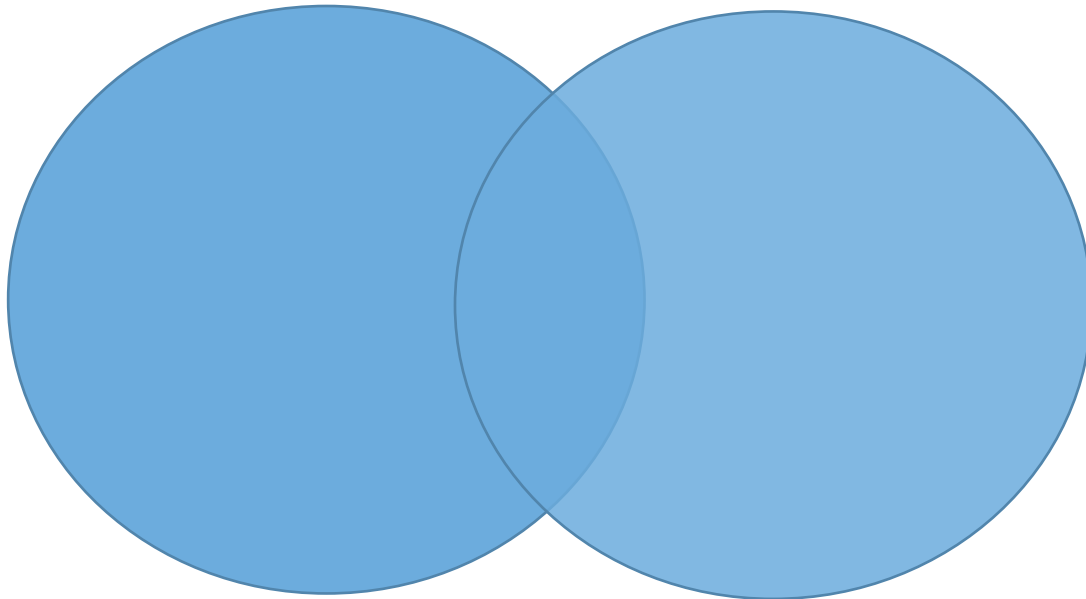
What did I **learn** today?

- ✔ Review of 'ST' sounds



What did I **learn** today?

- ✓ Pre-writing: Simple compare/contrast activity using comparatives/
Superlatives in a Venn diagram



Great Job Today!

- Do you have any questions?
- Do you have any questions about the handout?



For Next Class

- Read the story from the lesson to yourself and to your friends and family
- Finish the class worksheet
- Review the sounds of the day!



I'm a Little Pumpkin

Tune of "I'm a Little Teapot"



I'm a little pumpkin,
orange and round.
I grow on a vine from
a seed in the ground.
When I get all grown up,
give me a face.
Put me outside,
in a very safe place.

Draw a face on the pumpkin!



Draw a face on the pumpkin!



I'm a little pumpkin orange and round.
Once upon a time I grew on the ground.
But now I have mouth, two eyes and a nose.
Put a candle in me and my face glows.

