




Hobbies

Inside and Outside

ESLBO
Module 2 – Unit 1
Lesson 3



What did I learn last class?

- ✓ Sounds of the letters 'ue'
- ✓ Create short sentences using gerunds
- ✓ Past progressive (I was sleeping)
- ✓ New sports hobby words
- ✓ Being a team player

What will I **learn** today?

- ☐ Sounds of the letters 'ea'
- ☐ Locate and identify the title, author and illustrator of a book
- ☐ Reading focus: Identify the topic or main idea
- ☐ New fishing words
- ☐ Fishing safety






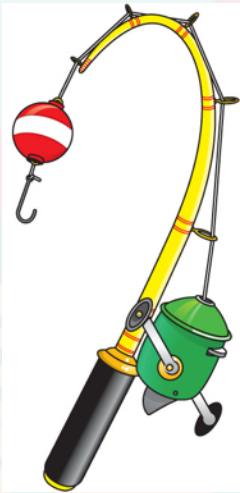
What hobby are we doing today?



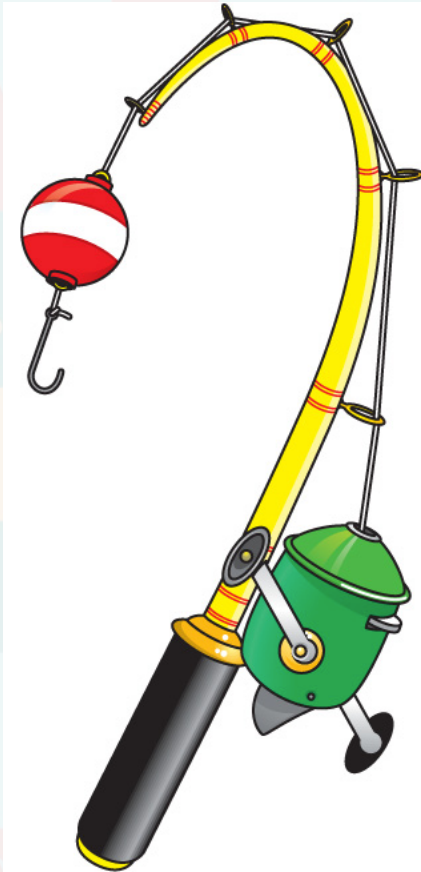
We are going FISHING!



Circle the fishing pictures




Fishing Words



Fishing Rod

We hold the fishing rod when we go fishing! It is used to pull in the fish!

Fishing Words



Fishing Hook

We use a fishing hook to catch the fish in the water!

Fishing Words



Fishing Bait

We use fishing bait to bring the fish to our fishing rods!

Fishing Words



Fishing Boat

Where we sit when we
go fishing!


Fishing Words



Dock

Where we sit when we
go fishing!

Fishing Safety



Make sure you are with
a grown up when you go
fishing!

Hooks are very sharp!

Water can be dangerous!

Taking care of nature


When you are done fishing make sure you clean up any garbage before you leave!



Taking care of nature



Put your garbage in a garbage can!




What did I **just** learn?

- ✓ New fishing words
- ✓ Fishing safety
- ✓ Taking care of nature




Finding the title of a story


- ❖ The title is the name of the story
- ❖ The title tells what the story is about



Circle the **title** of the story



Circle the **title** of the story



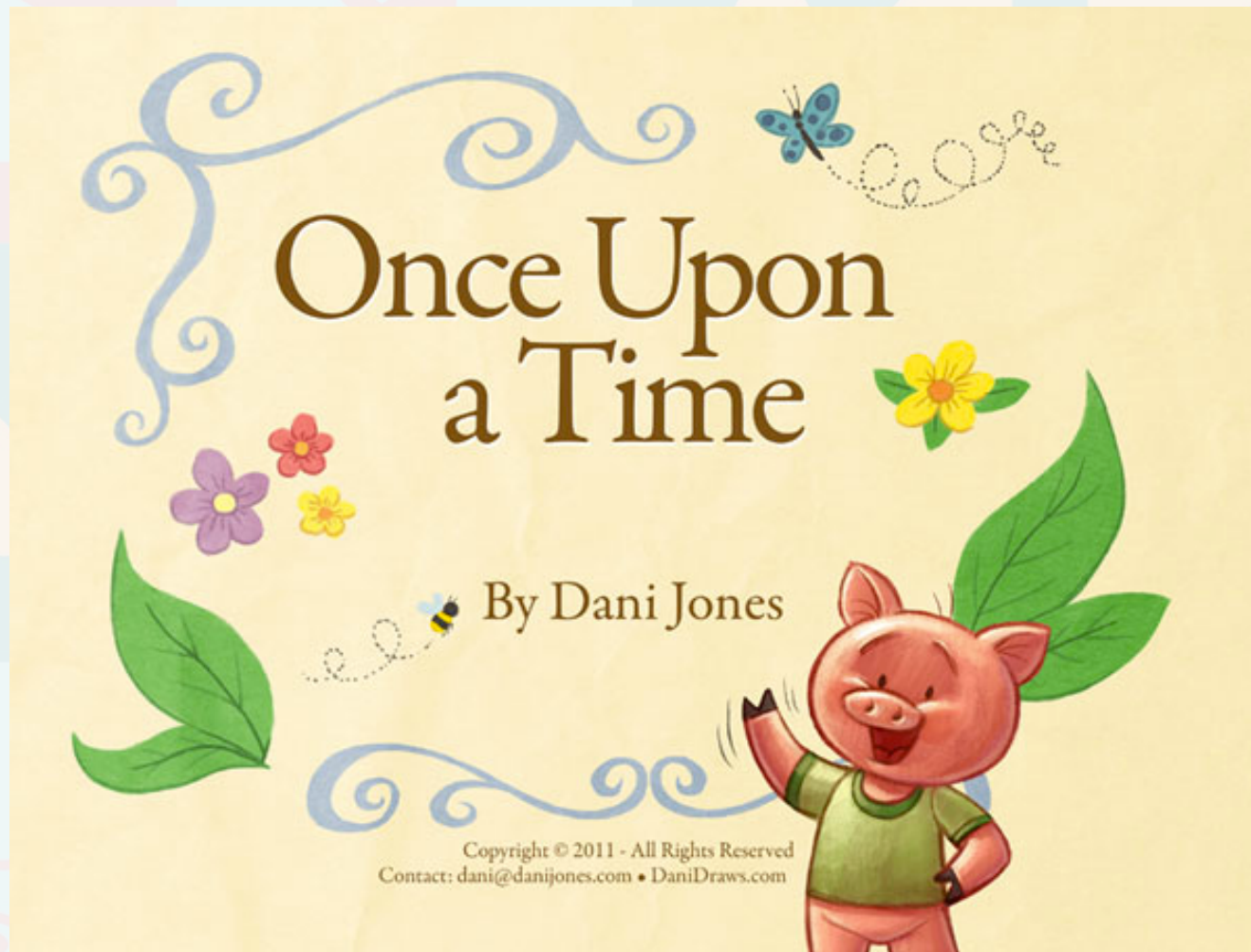
Story by Pratima Mitchell

Pictures by


Stephen Waterhouse

OXFORD
UNIVERSITY PRESS

Circle the **title** of the story




Circle the **title** of the story

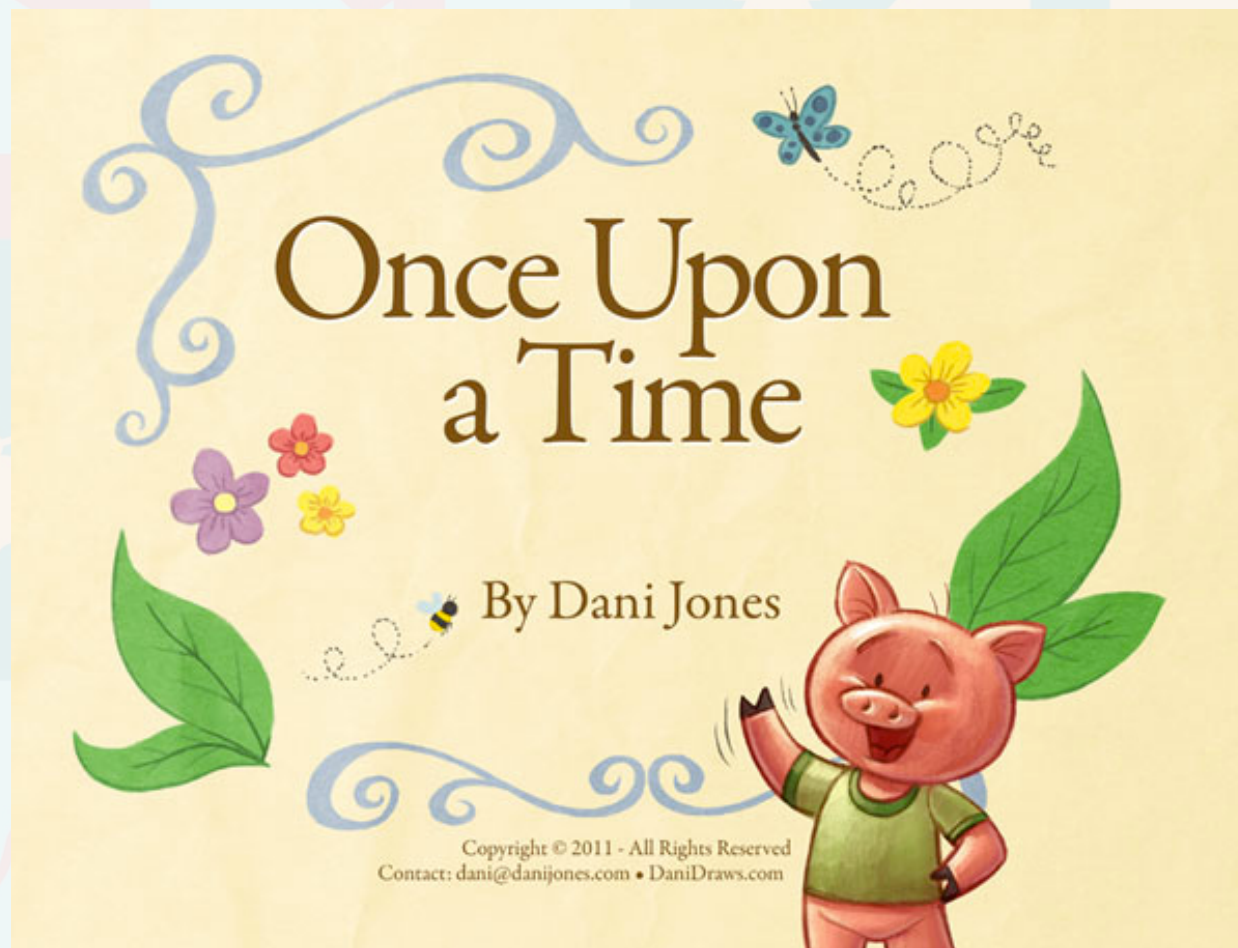


Finding the Author of a story


- ❖ The author is the name of the person who wrote the story
- ❖ The author can be found on the front of the book on the bottom



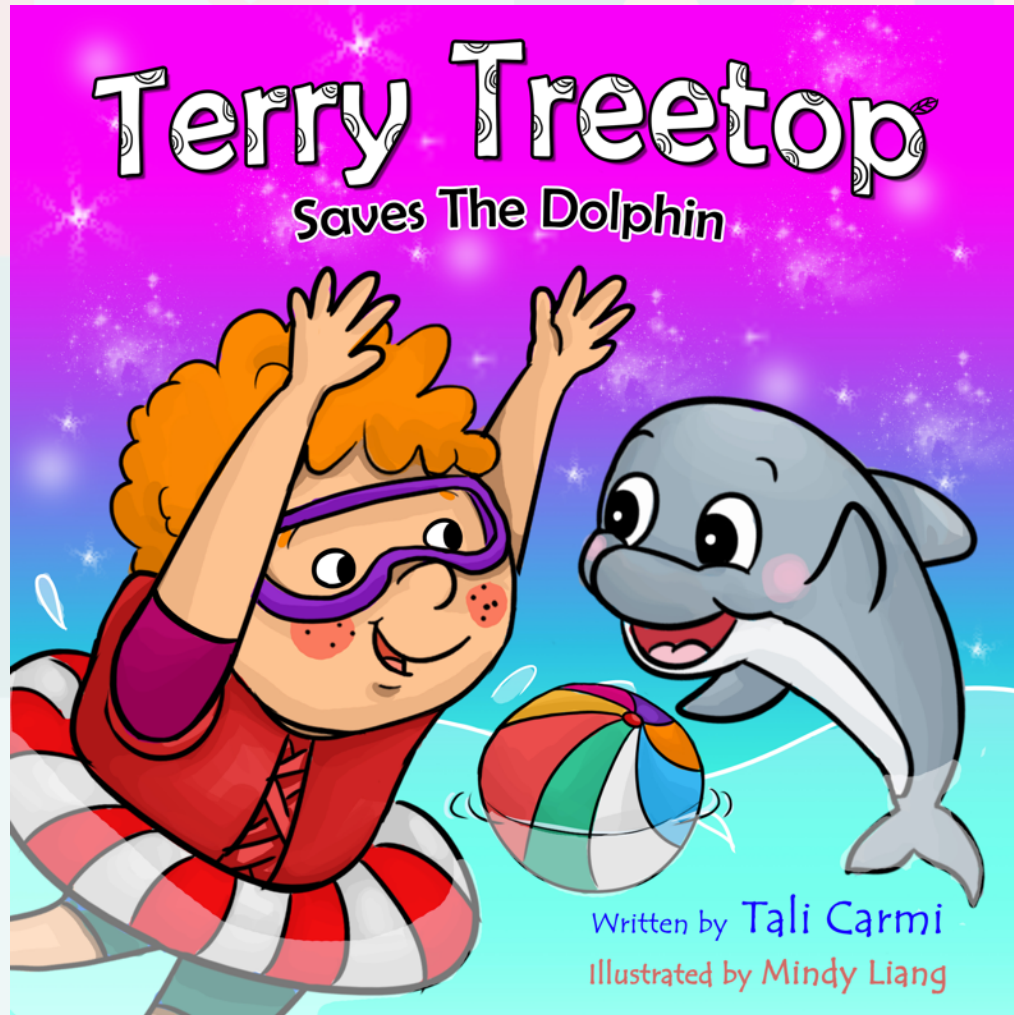
Circle the **author** of the story



Circle the **author** of the story




Circle the **author** of the story




Finding the Illustrator of a story

- ❖ The illustrator is the person who drew the pictures for the story
- ❖ The name of illustrator can be found on the front of the book on the bottom by the author



Circle the **illustrator** of the story



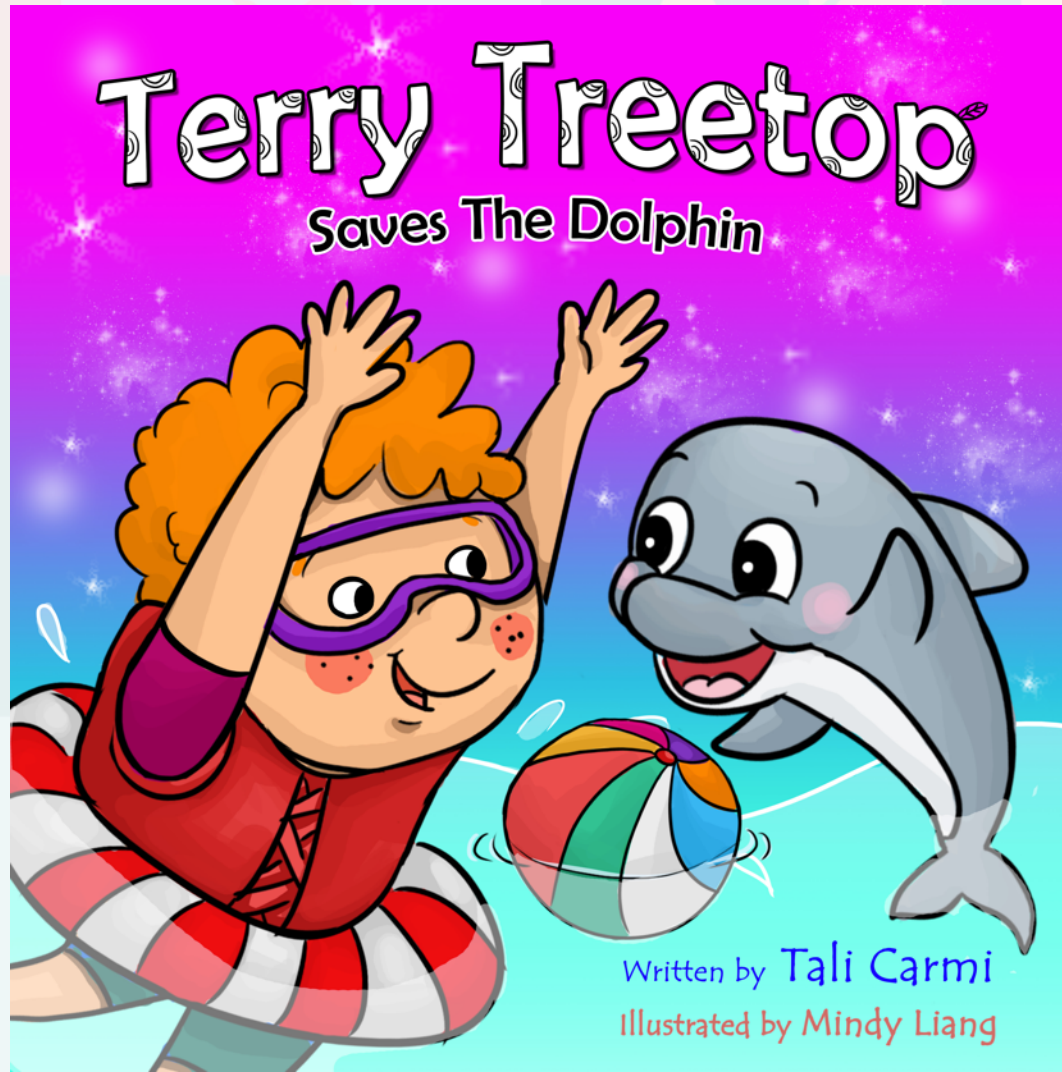
Story by Pratima Mitchell

Pictures by

Stephen Waterhouse

OXFORD
UNIVERSITY PRESS

Circle the illustrator of the story



What did I **just** learn?

- ✓ Locate and identify the title, author and illustrator of a book



FISH MISSION



Written by: Precious McKenzie
Pictures by: Marc Mones

FISH MISSION

A colorful illustration of two children running towards a yellow submarine. The boy in the foreground is wearing a red t-shirt with a blue bow tie and a yellow 'CA' logo, blue shorts, and has a blue backpack. He is smiling broadly and pumping his fist. The girl behind him is wearing a pink t-shirt and black shorts, also smiling. The submarine is yellow with a blue porthole showing a blue sky and white clouds. A green rope is attached to the submarine. The background is a bright yellow sun and a blue sky with white clouds.

Written by: Precious McKenzie
Pictures by: Marc Mones

Who is in our story?



Counselor
Lou

Counselor
Nico

Will

Marcos

Viv

Rosie


Nia

“We are going fishing today!”
said Lou. “Pack your fishing
rods, bait and smiles!”



“We are walking too far! My things are too heavy!” said Rosie.

“Do not worry! We are almost there!” said Lou.



The kids and Lou find the river.
The river is moving very fast.
The fish are moving very fast too!



The kids put the bait on their fishing rods. The bait has many colours!
What colours can you see?



The kids hope to catch many fish!
They want to have a fire and cook
the fish for dinner!
Yummy!



“I feel a fish! It is so heavy! Help!”
said Rosie.



Rosie pulls, pulls, pulls!
The fish comes out, out, out of the
water!



“This fish has very big teeth! Run away!” said Rosie.



The kids run back to the bus. It is time to go home. They had a very fun day fishing!



What did the kids do today?

Today the kids ...



Why did the kids run back to the bus?

The kids ran back to the bus...



What did you like about the story?




What did I **just** learn?

- ☐ Reading focus: Identify the topic or main idea



Fishing Video!



Fishing Video!

What happened in the video?

What did you see in the video?


What did you like about the video?

What did I **just** learn?



✓ Fill in the blanks



Sound of the day!





Sound of the day!




'E' like Elephant

Sound of the day!



'A' like Apple

Listen to your teacher read the sentences and fill in the new 'ea' word

1. I have two _____ on my head that I listen with.
2. My favourite fruit is a _____ ! I love to eat them in the summer. 
3. For breakfast I am going to _____ eggs and bread.
4. I will make a castle out of sand on the _____ .

Listen to your teacher read the sentences and fill in the new 'ea' word

1. I have two **ears** on my head that I listen with.
2. My favourite fruit is a **peach**! I love to eat them in the summer.
3. For breakfast I am going to **eat** eggs and bread.
4. I will make a castle out of sand on the **beach** .

Is this a beach?



Is this a beach?

Yes / No

This is an _____ .




Is this a peach?



Is this a peach?

Yes / No

This is a _____ .



Circle the **peaches**!



Is this a peach?



Is this a peach?

Yes / No

He is _____.



What do you like to **eat**?



Is this a beach?



Is this a beach?

Yes / No

This is a _____ .




Tell your classmates about this beach



Fill in the 'ea' word










Fill in the 'ea' word



Ear



Eat




Beach



Peach

What did I learn today?

✓ Being Safe: Fishing Safety



What did I learn today?


✓ Sounds of the letters 'EA'



What did I learn today?



- ✓ Locate and identify the title, author and illustrator of a book



What did I learn today?




- ✓ Reading focus: Identify the topic or main idea



What did I learn today?

- ✓ New fishing words




New words I learned today



Fishing Hook



Bait



Illustrator



Author

Before we go ...

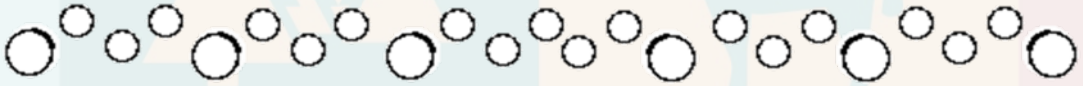
- Do you have any questions?
- Do you understand the homework?



Write a story about this picture on the whiteboard!



<http://go.funpic.hu>



Write a story about this picture on the whiteboard!

