





# Hobbies

## Inside and Outside



ESLBO  
Module 2 – Unit 1  
Lesson 4



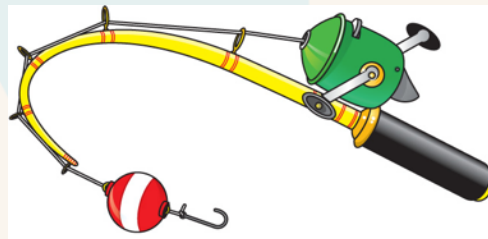





# What did I learn last class?



- ✓ Sounds of the letters 'ea'
- ✓ Locate and identify the title, author and illustrator of a book
- ✓ Reading focus: Identify the topic or main idea
- ✓ New fishing words and fishing safety



# What will I **learn** today?

- ☐ Sounds of the letters 'IE' (tie)
- ☐ Order of modifiers: noun + two modifiers 
- ☐ Reading focus: oral summary
- ☐ New Arts and Crafts words
- ☐ Follow verbal directions



# What hobby are we doing today?



# We are doing Arts and Crafts!







# Arts and Crafts?

- Arts and crafts can be:
- Drawing
- Painting
- Origami
- Colouring





Circle the arts and crafts pictures



# Arts and Crafts Words



\_\_\_\_\_

We use this to stick one thing to another.

# Arts and Crafts Words



**Glue**

We use glue to stick one thing to another.

# Arts and Crafts Words



We use this to make pictures. We can use many different colours of \_\_\_\_\_!

# Arts and Crafts Words




# Paint

We use paint to make pictures. We can use many different colours of paint!




# Arts and Crafts Words



When we make art out  
of paper!


# Arts and Crafts Words



**Origami**


When we make art out  
of paper!

# Arts and Crafts Words



We use this to make origami. We can use many different colours of \_\_\_\_\_!


# Arts and Crafts Words



**Paper**

We use this to make origami. We can use many different colours of paper!

# Arts and Crafts Words




\_\_\_\_\_

We use these to cut things.



# Arts and Crafts Words



**Scissors**

We use these to cut things.

# What did I **just** learn?

✓ New arts and crafts words



# Origami Time!

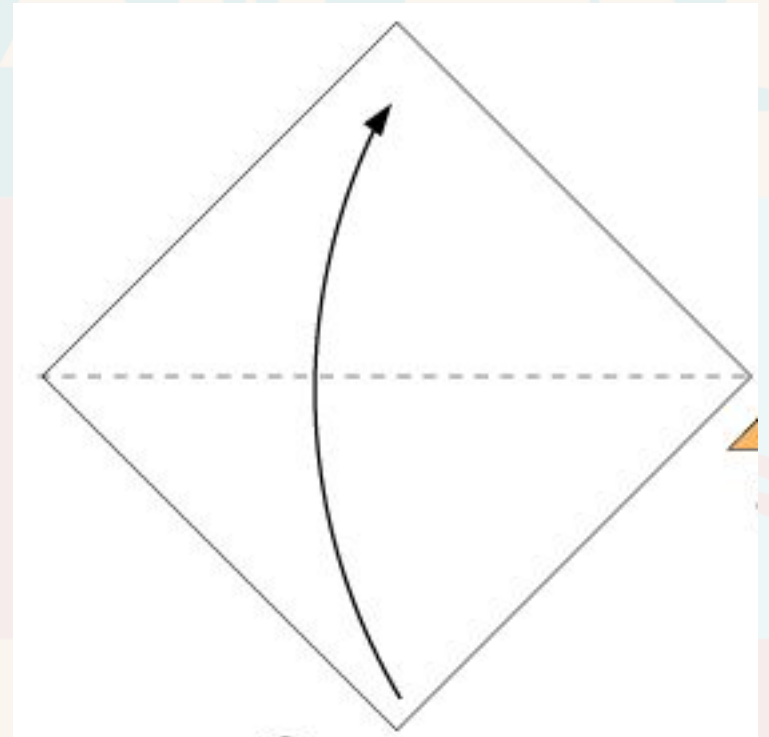
We are going to make something out of paper!

First .... Find a piece of paper!



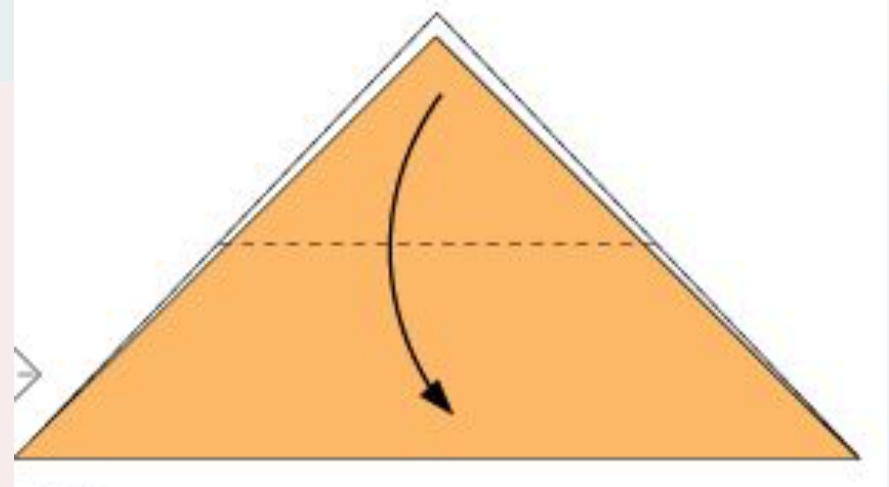
# Origami Time!

Next .. Fold the  
paper in half!



# Origami Time!

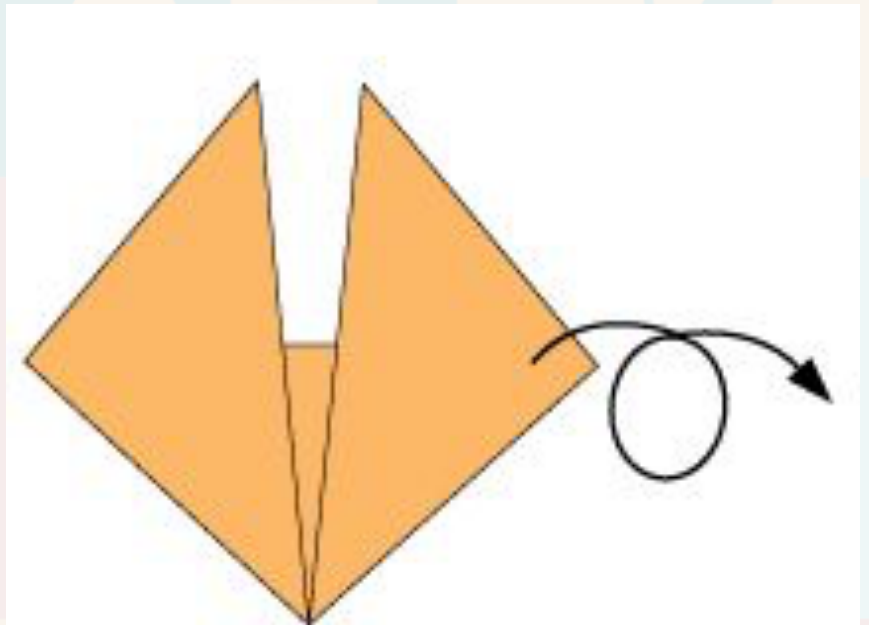
Step 2:  
Fold the paper  
again ->






# Origami Time!

Step 2:  
Fold the paper over  
one more time




# Origami Time!

Step 3:  
Draw a nose and  
eyes!



Yay! You made a fox out of paper!



# What did I **just** learn?

✓ Follow verbal directions



## A black and white icon representing a video player. It features a thick black border that mimics the shape of a film strip, complete with rounded rectangular sprocket holes along the top and bottom edges. In the center of the white rectangular area is a solid black right-pointing triangle, which is a universal symbol for 'play' or 'start'.

# Arts and Crafts Video

What happened in the video?

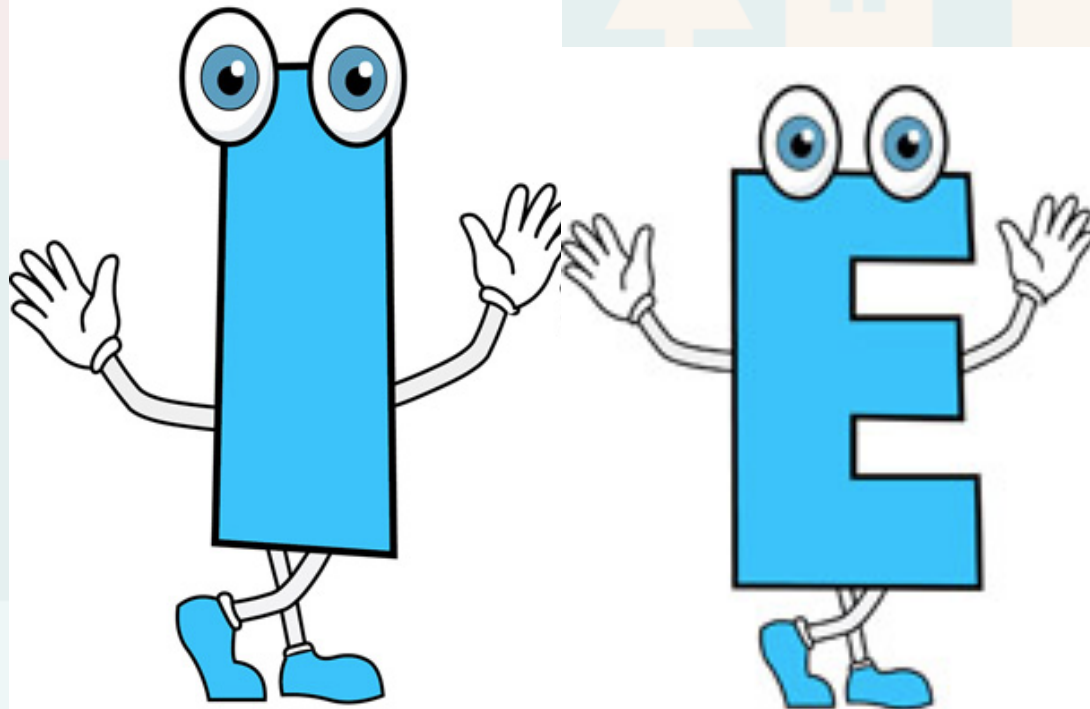
What did the man paint?

# What did I **just** learn?

✓ Oral Summary




Sound of the day! 'ie'







Sound of the day!



'I' like ice cream

Sound of the day!




'E' like Elephant

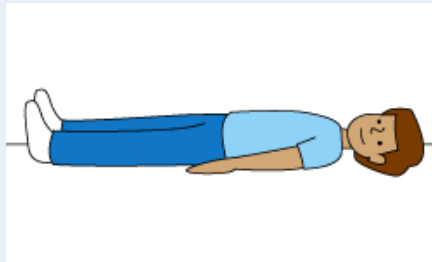
# Fill in the 'ie' word




\_\_\_\_\_



\_\_\_\_\_



\_\_\_\_\_




\_\_\_\_\_

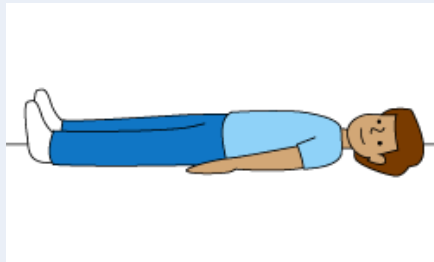
# Fill in the 'ie' word




Tie



Pie



Lie



Die


Describe three (3) **ties**



What kind of **pie** is this?

This pie is

---





# What kind of **pie** do you like to eat?



I like to eat

---

---



What number did Sam roll on the **die**?





# Which bed do you want to **lie** on?




# What did I **just** learn?

✓ Sounds of the letter 'ie'



# Noun Review

A noun is a person, place or thing!



# Noun Modifiers


We often use **two nouns together** to show that **one thing is a part of something else**

Examples:

The car door

The house window

The chair leg



# Noun Modifiers

We can use noun modifiers to show what something is **made out of**

Examples:

The gold watch

The leather purse

The wool sweater





# Noun Modifiers

We often use noun modifiers with nouns ending in **-er** and **-ing**

Examples:

An office worker

A shopping list

A swimming lesson



# Noun Modifiers

We put two nouns together and **readers or listeners have to work out** what we mean

Examples:

An **ice bucket** = a bucket to keep ice in



# Noun Modifiers

We put two nouns together and **readers or listeners have to work out** what we mean

Examples:

An **ice cube** = a cube made out of ice





# Noun Modifiers

We put two nouns together and **readers or listeners have to work out** what we mean

Examples:

An **ice breaker** = a ship which breaks ice



Modifiers: Is this a...

Is this a **striped cat**?

**YES**

**NO**



Modifiers: Is this a...

Is this a **cheese pizza**?

**YES**

**NO**



Modifiers: Is this a...

Is this a **cheese pizza**?

**YES**

**NO**



Modifiers: Is this a...

Is this a **dog house**?

**YES**

**NO**





Modifiers: Is this a...

Is this a **vegetable soup**?

**YES**

**NO**



# Modifiers: Is this a...

Is this a **car mirror**?

**YES**

**NO**




Modifiers: Is this a...

Is this a **vegetable soup**?

**YES**

**NO**





# What did I **just** learn?

✓ Noun modifiers



# What did I learn today?




✓ Sounds of the letters 'IE' (tie)




# What did I learn today?

✓ Order of modifiers




# What did I learn today?

✓ Reading focus: oral summary



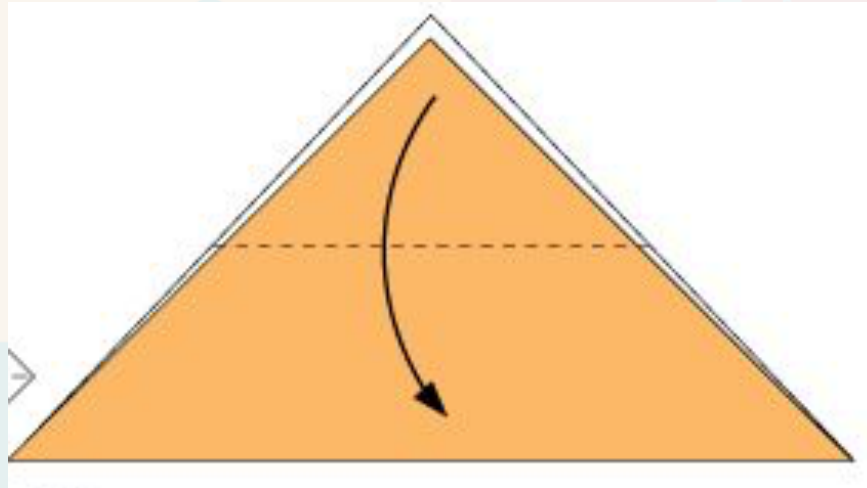
What did I learn today?

✓ New Arts and Crafts words

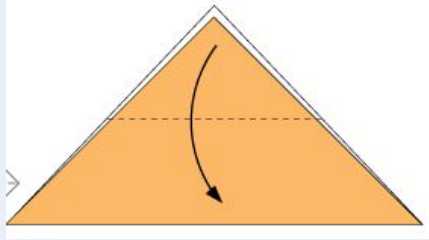


# What did I learn today?


✓ Follow verbal directions



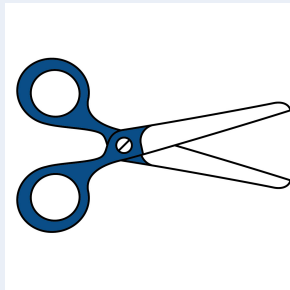
# New words I learned today



Origami



Die



Scissors



Ice Breaker

# Before we go ...

- Do you have any questions?
- Do you understand the homework?





What do you see?



If this was your bed...  
where would you be living?





What kind of bed is this?

