


Hobbies

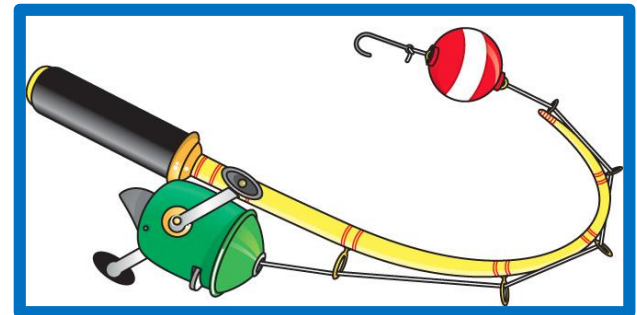
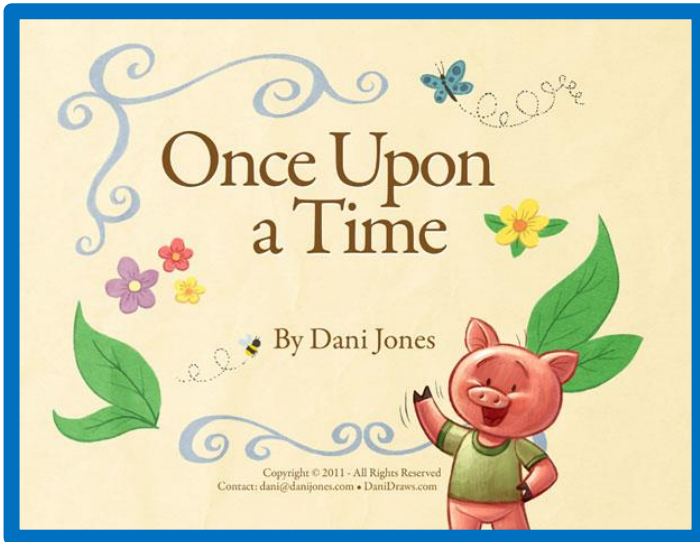
Inside and Outside



Last lessons learning goals

- ✓ Sounds of the letters 'ea'
- ✓ Find the title, author and illustrator of a book
- ✓ Find the topic or main idea
- ✓ New fishing words and fishing safety







What will I learn today?

- ☐ Sounds of the letters 'IE' (tie)
- ☐ Modifying a noun
- ☐ Giving an oral summary
- ☐ New Arts and Crafts words
- ☐ Following verbal directions



What hobby are we doing today?



We are doing arts and crafts!







Arts and Crafts


- Arts and crafts can be:
- Drawing
- Painting
- Origami
- Colouring



Circle the Arts and Crafts pictures




Arts and Crafts Words



We use this to stick one thing to another.

Arts and Crafts Words



We use glue to stick one thing to another.

Arts and Crafts Words



We use this to make pictures. We can use many different colours of _____!


Arts and Crafts Words



Paint


We use paint to make pictures. We can use many different colours of paint!

Arts and Crafts Words



When we make art out
of paper!


Arts and Crafts Words



Origami


When we make art out
of paper!

Arts and Crafts Words



We use this to make origami. We can use many different colours of _____!


Arts and Crafts Words



Paper

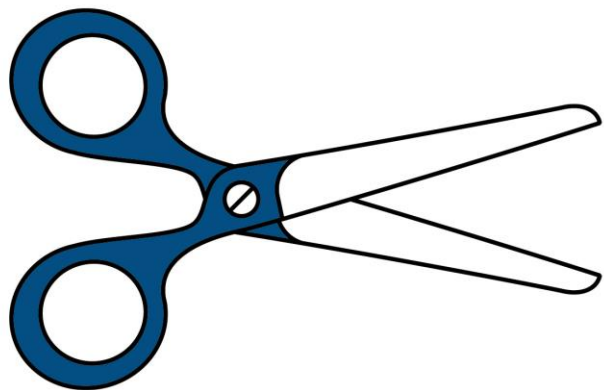
We use this to make origami. We can use many different colours of paper!

Arts and Crafts Words



We use these to cut things.

Arts and Crafts Words





Scissors

We use these to cut things.

What did I **just** learn?

- ✓ New arts and crafts words



Origami Time!

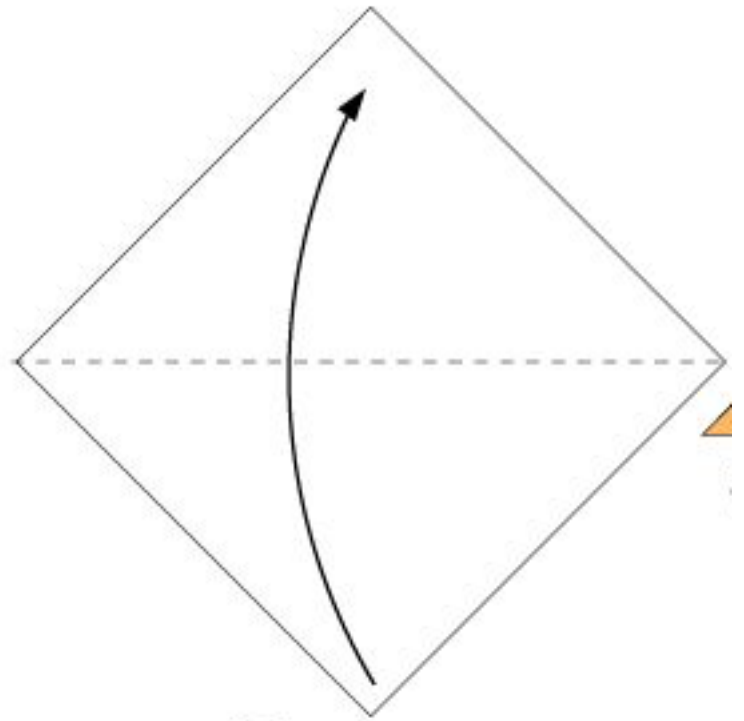
We are going to make something out of paper!

First Find a piece of paper!



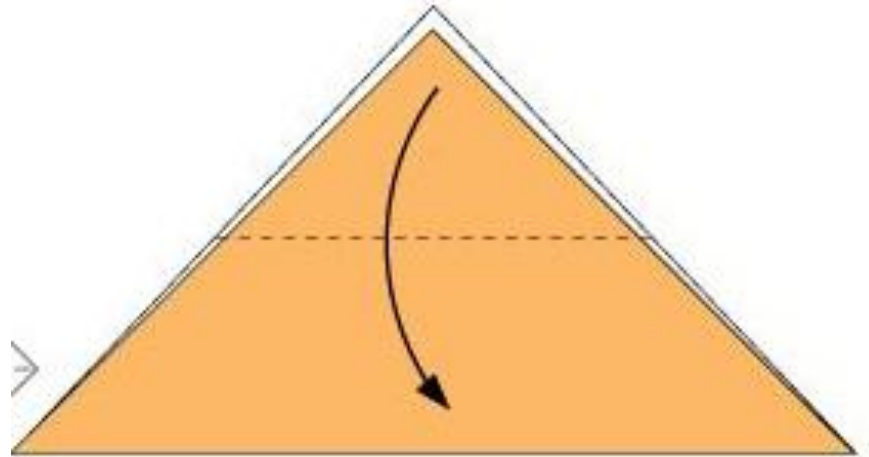
Origami Time!

Next .. Fold the
paper in half!



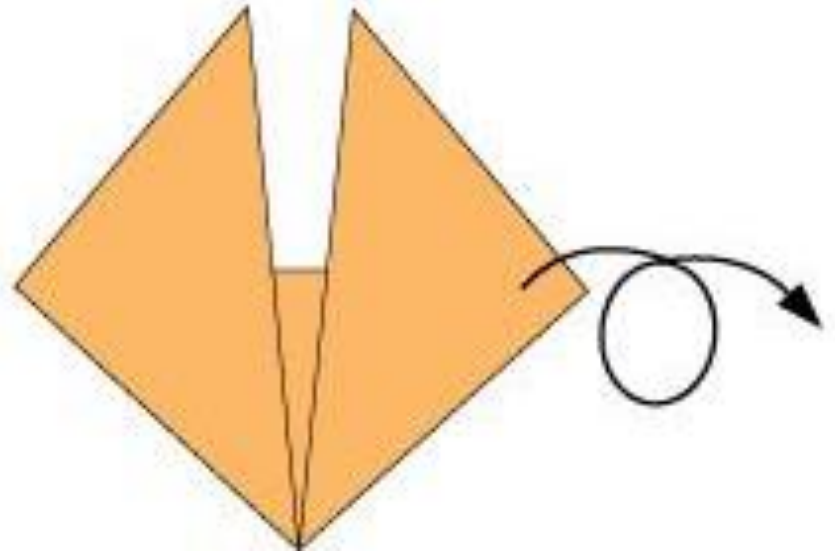
Origami Time!

Step 2:
Fold the paper
again ->




Origami Time!

Step 2:
Fold the two sides of the paper in towards the middle. Then turn over your folded paper.




Origami Time!

Step 3:
Draw a nose and
eyes!





Yay! You made a fox out of paper!




What did I just learn?

- ✓ Following verbal directions



Arts and Crafts Video





Arts and Crafts Video

What happened in the video?


What did the man paint?

What did I **just** learn?


- ✓ Giving an oral summary



Sound of the day 'ie'!





Sound of the day 'ie'!



'I' like ice cream


Sound of the day 'ie'!

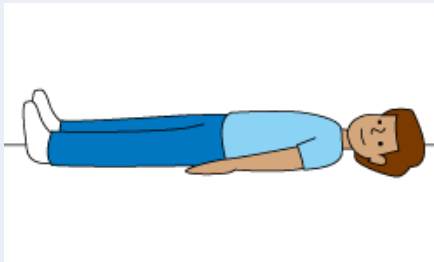



'E' like Elephant

Fill in the 'ie' word










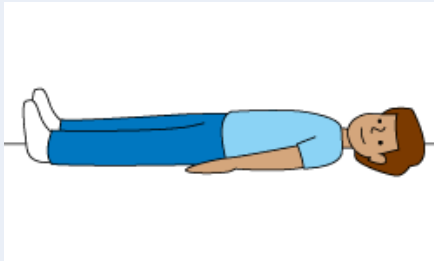
Fill in the 'ie' word




Tie



Pie



Lie




Die

Describe three (3) ties



What kind of pie is this?

This pie is



What number did Sam roll on the die?




Which bed do you want to lie on?




What did I just learn?

- ✓ Sounds of the letters 'ie'



Noun Review

A noun is a person, place or thing!



Noun Modifiers

We often use **two nouns together** to show that **one thing is a part of something else**

Examples:

The car door

The house window

The chair leg



Noun Modifiers

We can use noun modifiers to show what something is **made out of**

Examples:

The gold watch

The leather purse

The wool sweater



Noun Modifiers

We often use noun modifiers with nouns ending in **-er** and **-ing**

Examples:

An office worker

A shopping list

A swimming lesson



Noun Modifiers

We put two nouns together and **readers or listeners have to work out** what we mean

Examples:

An **ice bucket** = a bucket to keep ice in



Noun Modifiers

We put two nouns together and **readers or listeners have to work out** what we mean

Examples:

An **ice cube** = a cube made out of ice



Noun Modifiers

We put two nouns together and **readers or listeners have to work out** what we mean

Examples:

An **ice breaker** = a ship which breaks ice



Noun Modifiers

Is this a **striped cat**?

YES

NO



Noun Modifiers

Is this a **cheese pizza**?

YES

NO



Noun Modifiers

Is this a **cheese pizza**?

YES

NO



Noun Modifiers

Is this a **dog house**?

YES

NO



Noun Modifiers

Is this a **swimming lesson**?

YES

NO



Noun Modifiers

Is this an **office worker**?

YES

NO





Noun Modifiers

Is this **vegetable soup**?

YES


NO



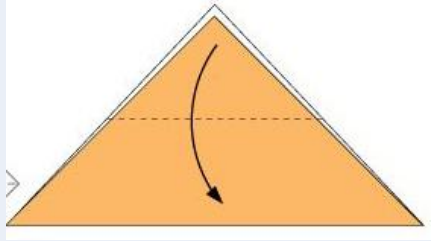


What did I **just** learn?


- ✓ Modifying a noun




New words I learned today



Origami



Die




Scissors



Ice Breaker

What did I learn today?

- ✓ Sounds of the letters 'IE' (tie)
- ✓ Modifying a noun
- ✓ Giving an oral summary
- ✓ New Arts and Crafts words
- ✓ Following verbal directions



Before we go ...

- Do you have any questions?
- Homework: Find 3 arts and crafts items in your home, write a story about what you can make using these items!



What do you see?



If this was your bed...
where would you be living?



What kind of bed is this?

