


# Jobs

## Lesson Two



What did I  
learn last  
class?

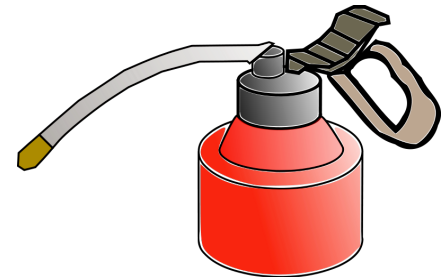


- Review sounds of the letters 'oi'
- Identify rhyming words in response to oral prompt
- Present: going
- Making connections between ourselves and the world

What did I  
learn last  
class?



She is a firefighter.



Jobs!  
Which job  
are we  
learning  
about  
today?



We are  
learning  
about  
doctors!





A doctors job is to ...

---

---

---

---



# Learning Goals



- Review sounds of the letters 'ue'
- Simple prepositional phrases
- Future with going to
- Retelling what we have just read in our own words
- Taking care of each other

# Story Time

- Let's read a story about Digger and Daisy's visit to the doctor!



# Digger and Daisy

Go to the Doctor



By Judy Young  
Illustrated by Dana Sullivan

The sun is up.  
Daisy gets out of bed.  
Digger does not.





"Get up, Digger," says Daisy.  
"I do not want to," Digger says.  
"I do not feel good."



Daisy looks at Digger.  
He does not look good.  
“You must go to the doctor,”  
Daisy says.



"I do not want to go," says Digger.

"I will get a shot."

"A shot will make you feel better,"

Daisy says.






“No, it will hurt,” Digger says.

“You must be brave, Digger.

It will only hurt a little,” Daisy says. “Then you will feel better.”

Digger and Daisy go to the doctor.  
“Jump up here,” the doctor says  
to Digger.



"No," Digger says.

"You will give me a shot."



“You must be brave, Digger,”  
Daisy says. “Look at me.”  
Daisy jumps up.



Then Digger jumps up, too.



“Let me look in your eyes,”  
the doctor says.  
“No,” says Digger.



“You must be brave, Digger,”  
says Daisy.  
“Look. Look at me.”



Daisy opens her eyes wide.  
The doctor looks in her eyes.



“See, Digger. It does not hurt,”

Daisy says.


“Okay,” says Digger.



“Let me look in your ears,”  
says the doctor.  
“No,” says Digger.



“You must be brave, Digger,”  
says Daisy.  
“Look. Look at me.”



The doctor looks in her ears.  
“See, Digger. It does not hurt,”  
Daisy says.



“Okay,” says Digger.




“Now let me see in your mouth,”  
the doctor says.

“No,” says Digger.



“You must be brave, Digger,”  
says Daisy. “Look. Look at me.”  
Daisy opens her mouth wide.



The doctor looks in her mouth.  
“See, Digger. It does not hurt,”  
says Daisy.



“Okay,” says Digger.



“That is all,” says the doctor.

“I am done now.”

“Do I have to get a shot?”

says Digger.



“No,” says the doctor.

“You have a cold. That is all.

You will feel better soon.”



“See, Digger,” says Daisy.

“That did not hurt.”

“Can we go now?” says Digger.



“No,” says the doctor.

“Digger does not need a shot.

But you do, Daisy.

Turn around, Daisy.”



Daisy does not turn around.

“I do not want a shot,” she says.

“It will hurt.”



“You must be brave, Daisy,”  
says Digger.

“You said it will only hurt a little.”



Retell the  
story in your  
own words!  
What  
happened  
first?



The sun is up.  
Daisy gets out of bed.  
Digger does not.



1



"No, it will hurt," Digger says.  
"You must be brave, Digger.  
It will only hurt a little," Daisy  
says. "Then you will feel better."

6

"I do not want to go," says Digger.  
"I will get a shot."  
"A shot will make you feel better,"  
Daisy says.



5

"No," says the doctor.  
"You have a cold. That is all.  
You will feel better soon."



24

Digger and Daisy go to the doctor.  
"Jump up here," the doctor says  
to Digger.



7

Daisy does not turn around.  
"I do not want a shot," she says.  
"It will hurt."



27

Taking  
care of  
each other

How did Daisy take  
care of Digger when  
he was sick?



# Taking care of each other

When Digger was sick  
Daisy took care of him.

Let's talk about a time  
we took care of  
someone we love!



# What did I just learn?



- Retelling a story in our own words
- Taking care of each other

# Review: Prepositions

Prepositions show how the noun is related to the rest of the sentence.


Prepositions can show:


- > Place: 'above, across, along'
- > Time: 'until, before, after'
- > How: 'With, like, for, of'


Before  
After  
Under  
Until  
Above  
Inside  
During  
Outside  
Atop  
Near  
Of  
Except  
Below  
Over


# Fill in the correct preposition


binden er lan ngeen gis.

















Describe this image  
using prepositions



Before  
After  
Under  
Until  
Above  
Inside  
During  
Outside  
Atop  
Near  
Of  
Except  
Below  
Over

# Describe this image using prepositions



Before  
After  
Under  
Until  
Above  
Inside  
During  
Outside  
Atop  
Near  
Of  
Except  
Below  
Over


# Prepositional Phrases

This is a phrase that **begins** with a preposition.

Example: He arrived by plane  
preposition

# Fill in the correct phrase

He arrived \_\_\_\_\_.



by helicopter

get off

turn off

with the hat

turn on

get up

# Fill in the correct phrase

\_\_\_\_\_ the lights!  
I cannot see anything!



by helicopter

get off

turn off

with the hat

turn on

get up

# Fill in the correct phrase

Do you know the man

\_\_\_\_\_.



by helicopter

get off

turn off

with the hat

turn on

get up

# Fill in the correct phrase

\_\_\_\_\_ the lights!  
To save the planet!



by helicopter

get off

turn off

with the hat

turn on

get up

# Fill in the correct phrase

\_\_\_\_\_! It is time for  
school!



by helicopter

get off

turn off

with the hat

turn on

get up

# Fill in the correct phrase

\_\_\_\_\_! It is my turn to  
go on the slide!



by helicopter

get off

turn off

with the hat

turn on

get up


What did I  
just learn?



- Simple prepositional phrases

# Review : Going

Where  
are you  
going?



I am going  
to work!




# Review : Going



# Review : Going



Future : going to



I am going to be  
in the movie!

# Future : going to



2

"Get up, Digger," says Daisy.  
"I do not want to," Digger says.  
"I do not feel good."



3

Digger and  
Daisy are **going**  
**to be** at the  
doctors office


Where are you going to be in one hour?



I am going to be at school!

Where are you going to be in one **day**?

We are **going to**  
**be** at work!



Where are you going to be in one **year**?

We are **going to**  
**be** in grade 7!



What did I  
just learn?



- Future with going to



Pop Up Question!

What is a nurse?  
Can boys be nurses ?



Nurses help doctors!

You're right!  
Boys and girls can both be  
nurses!



Time for  
Phonics!

Reviewing sounds  
of the letters 'ue'



Time for  
Phonics!

ue



blue



clue



glue

Match the  
picture with  
the 'ue' word

Glue




Clue




True

Clue




Rescue

Blueberry







1. A blue fruit
2. A colour in the rainbow
3. Opposite of false
4. When we help someone in trouble
5. We use this to stick two things together
6. A detective uses this in a mystery






# 'UE' Game!





# 'UE' Game!





# 'UE' Game!

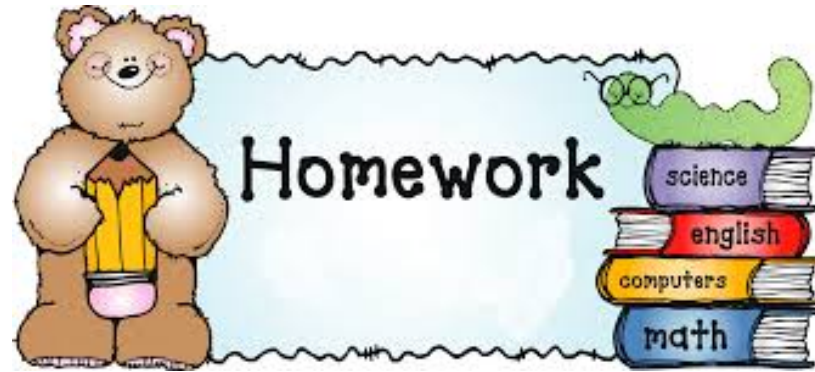


What did I  
learn  
today?



- Review sounds of the letters 'ue'
- Simple prepositional phrases
- Future with going to
- Retelling what we have just read in our own words
- Taking care of each other

Before  
next  
class...



- Read the book 'Digger and Daisy go to the doctor' to your family and friends
- Fill out the worksheet
- Write two sentences describing the location of your computer on your desk.  
Make sure you use prepositions!

Before  
next  
class...



- Before we go:
- Do you have any questions about the homework?
- Do you have any questions about what we learned today?



- Write a story about this picture on the whiteboard.
- What happened before they arrived at the doctors?
- What happened to the girl?



Doctor, doctor, come and see,  
Is there something wrong with me?  
Cough or cold - do check again,  
for I've to run and catch a train.



Write in  
captions

