


# My Community

## Lesson 12



# What did I learn last class?

- Sounds: igh (night)
- Common contractions
- Draw a map of your neighbourhood and label the various places
- Giving directions to others



# Reviewing Homework

Complete the worksheet.

Write three interesting or funny sentences using new 'igh' words.

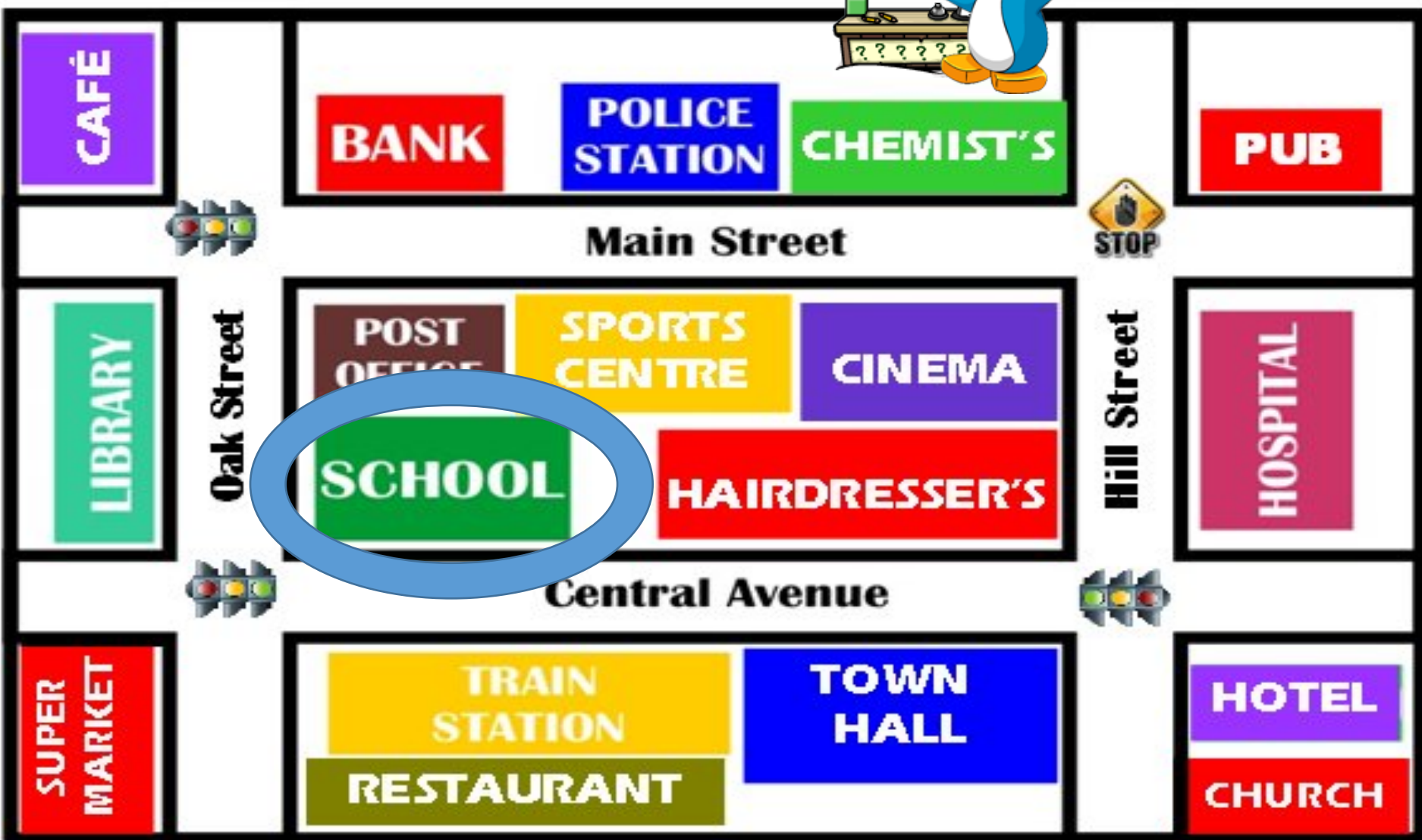


# Learning Goals

- Reviewing sounds of the letters 'er' and 'igh'
- Reading Focus: Oral Summary
- Being a community helper
- Give directions for how to get to your home in your neighbourhood



Welcome back!  
Let's begin our lesson by  
reading a story about our  
community!



# Look Where We Live!

A First Book of Community Building



**Scot Ritchie**

Kids Can Press

# Words to Know

**community:** a group of people who share something in common, such as the neighborhood they live in, interests or hobbies

**community garden:** a garden shared by members of a community. Sometimes people have their own small area to take care of, and sometimes everyone works together to take care of the whole garden.

**community worker:** someone whose job helps the community run safely and smoothly. Crossing guards, sanitation workers, firefighters, paramedics and police officers are all examples of community workers.

**donate:** to give time, money or things to a charity or good cause

**mural:** a large painting on a wall or ceiling


**public building:** a building that is used by everyone, such as a library or a museum

**recycle:** a process that allows something to be reused. Many communities have recycling programs for materials such as paper, plastic and glass.

**retirement home:** a building where only older people live, usually in their own apartments

# Celebrate the Community

Our friends are ready for an adventure! They are going to have lots of fun *and* help their community. Today is the street fair to raise money for more books and computers for the local library.



**Do you play in a park near your home or go to a school in your neighborhood? Maybe your friend lives in your building or on your block? These places are all part of your community. A community is a group of people living together in one area. You live in a community!**

# Shopping Locally

The gang's first stop is Nick's house. His family is raising money for the library by selling things they no longer want or need. People call this a yard sale, garage sale or lawn sale.

Nick has put out some toys he doesn't play with anymore. If he can sell all his dinosaurs, he can make \$4.00.



Where  
next?

**ROSEDALE**  
ACADEMY

with ice  
cream!



**Nick will donate the money he makes.  
Donating means you give something to help  
a good cause. You can donate money, things  
or your time.**

# Cool Treats

Pedro loves going to Alita's Ice Cream Shop! He knows he has to wait his turn because some people got here before he did. It's okay — ice cream is always worth the wait!

But it looks like somebody forgot that you have to line up. Can you see who jumped ahead?




**Ollie knows that pets aren't allowed in restaurants, so he is happy to wait outside with his friends.**

# Make a Splash!

Next stop is Amir's gas station. This is where Yulee brings her bike when her tires need air. Today Amir is having a car wash party. He wants to thank the people who come to his garage. All the money he makes will go to the library.



The illustration is divided into two scenes. The top scene shows 'Amir's' gas station with a yellow sign and large green and blue balloons. A man with a beard and cane stands in the doorway. Several people are at the pumps: a boy with a backpack, a girl with red hair, a man, and a woman. A red car is being pumped. A yellow bird is on the roof. The bottom scene shows a 'CAR WASH PARTY!' with a sign that says '1/2 PRICE for ELECTRIC CARS'. A red car is being washed by a group of children and adults. A dog is in the water. A boy holds a sign that says 'HONK IF You Books!'. A small orange cat is in the bottom right.

**People in the neighborhood like to use Amir's gas station because he does such a great job — and because he is part of their community.**

# Community Cleanup

Uh-oh — look at the litter on the ground! Martin wants to do his part by cleaning up. He gathers paper, cans and bottles for recycling. Soon everybody is pitching in.



**Being part of a community means helping to keep it clean and looking nice.**



# Grab a Paintbrush!

This is Sally's school. Art is one of her favorite classes because she loves to paint. Look at all the people in the community who love to paint, too!

Friends and neighbors are working together to make a giant mural. Part of what makes a community is celebrating all the people who make it.



**Working and playing together help make a community strong.**



# Young and Old

Painting is hard work — it's time for a break! Sally knows where people are selling lemonade as part of the fair.

Sally's grandfather lives in this retirement home. She loves to visit him here because everybody has great stories to tell. Do you have an older relative who lives near you?



People who live in a retirement home have lived a long time. They are an important part of the community.



# A Quick Stop

Pedro has to make a quick stop at the library to return some books. And he has another reason. He drank too much lemonade! Public buildings usually have restrooms for people to use.





**Libraries are an important part of the community. You can go there to read and borrow books, use the computer or do homework with your friends. And libraries often have bulletin boards with information about local events.**

# Watch Your Garden Grow

Martin wants to visit the community garden, where people share a large piece of land to grow flowers and vegetables. Lots of people in the neighborhood have a garden here. It's a great way to make friends!

Today some people are selling what they have grown. They are going to donate the money they earn to the library.




**In a community garden you can grow your own food. What would you grow? Beans? Tomatoes? Pumpkins?**

# Goal!

Yulee likes gardening but she wants to keep moving. Some of her friends are playing a special soccer game today, and she wants to watch. But who's that four-legged player on the field?




**Being on a team is a lot like living in a community. You have the most fun when you treat others fairly and work together.**



# Make Your Own Community!

When you find a group of people who like what you like, that's a kind of community, too! It doesn't matter if you're young or old, experienced or new to something, you can make your community better by joining in.





**How about creating your own community?  
What do you like to do? Swim? Dance?  
Speak another language?**

# Everybody Join In!

What a great street fair! All the kids are helping out now, but where did they go? Can you find them?





**There's no limit to the things you can do to help build your community. What are some ways you can help the people around you?**

# What happened in 'Look Where We Live'?



# What does it mean to be part of a community?



Which communities are you a part of? (ex. Team)



# What did I just learn?

- Reading Focus: Oral Summary
- Being a community helper



# Reviewing Directions: Review the direction words below

## GIVING DIRECTIONS

AE version by  
[www.usalearns.org](http://www.usalearns.org)

### VERBS

				
turn left	turn right	go straight ahead	go past ...	cross

### PREPOSITIONS OF PLACE

				
on the corner of ...	next to	across from	between	behind

Using the directions below, take turns describing how to get from where you are to your bedroom

# GIVING DIRECTIONS

AE version by  
[www.usalearns.org](http://www.usalearns.org)

## VERBS

turn left	turn right	go straight ahead	go past ...	cross

## PREPOSITIONS OF PLACE

on the corner of ...	next to	across from	between	behind

Let's take out the maps of our neighbourhoods from lesson 11!

Take turns describing how to get from a location in your neighbourhood to back home. Is this the fastest way?



# What did I just learn?

- Give directions for how to get to your home in your neighbourhood




# Phonics!

Reviewing  
sounds of the  
letters  
'er' and 'igh'

Sight

knight


flower



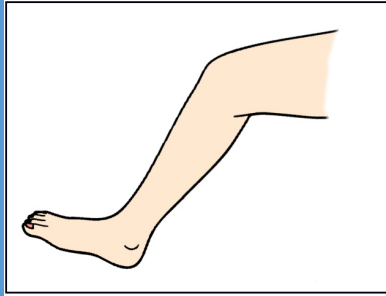
Which 'er' and 'igh' words can you remember?



Which 'er' and 'igh' words can you remember?



Which 'er' and 'igh' words can you remember?



Challenge! Write a sentence using the two given words below




---

---

---

---

Challenge! Write a sentence using the two given words below



---

---

---

---

Challenge! Take two minutes and find an object in your house with either 'er' or 'igh' !

The letters 'ER' are displayed in a bold, dark blue font, centered within a light purple rounded square frame.

**ER**

The letters 'IGH' are displayed in a bold, dark blue font, centered within a light purple rounded square frame.

**IGH**

# What did I learn today?

- Reviewing sounds of the letters 'er' and 'igh'
- Reading Focus: Oral Summary
- Being a community helper
- Give directions for how to get to your home in your neighbourhood



# Homework

Complete the worksheet.

Find four items around your house with the letters 'er' or 'igh', be prepared to share them with your classmates next class!



Before we go . . .

Do you have any questions?  
Do you understand the homework?

Thank you for an excellent lesson!





Write a short story about a day  
in your favourite community.