


# My Community

## Lesson Three



# What did I learn last class?

- Sounds of the letters 'el' (parcel)
- Simple adverbs with -ly
- Reading focus: Oral prediction
- Being kind to people in our community



# Reviewing Homework

Complete the worksheet.

The mail man is the boys hero. Who is a hero in your community? Write four sentences describing who is your hero and why.



# Learning Goals

- Sounds of the letters 'our'
- Simple adverbs with -ly
- Places in a neighbourhood or town





- Hello, my name is Tom the tour guide! I will be guiding you through your lesson! First, let's talk about sounds of the letters –our !

Name the  
four letter  
'our' word!



\_\_\_\_\_



\_\_\_\_\_



© Can Stock Photo

\_\_\_\_\_



\_\_\_\_\_

Name the  
five letter  
'our' word!



Name the  
six letter 'our'  
word!



Unscramble  
the -our word!




rhuuom

---

rudoo

---

Can you  
guess the -our  
word?



N \_ \_ \_ \_ \_ our

# What did I just learn?

- Sounds of the letters 'our'



# Different places in a neighborhood or town

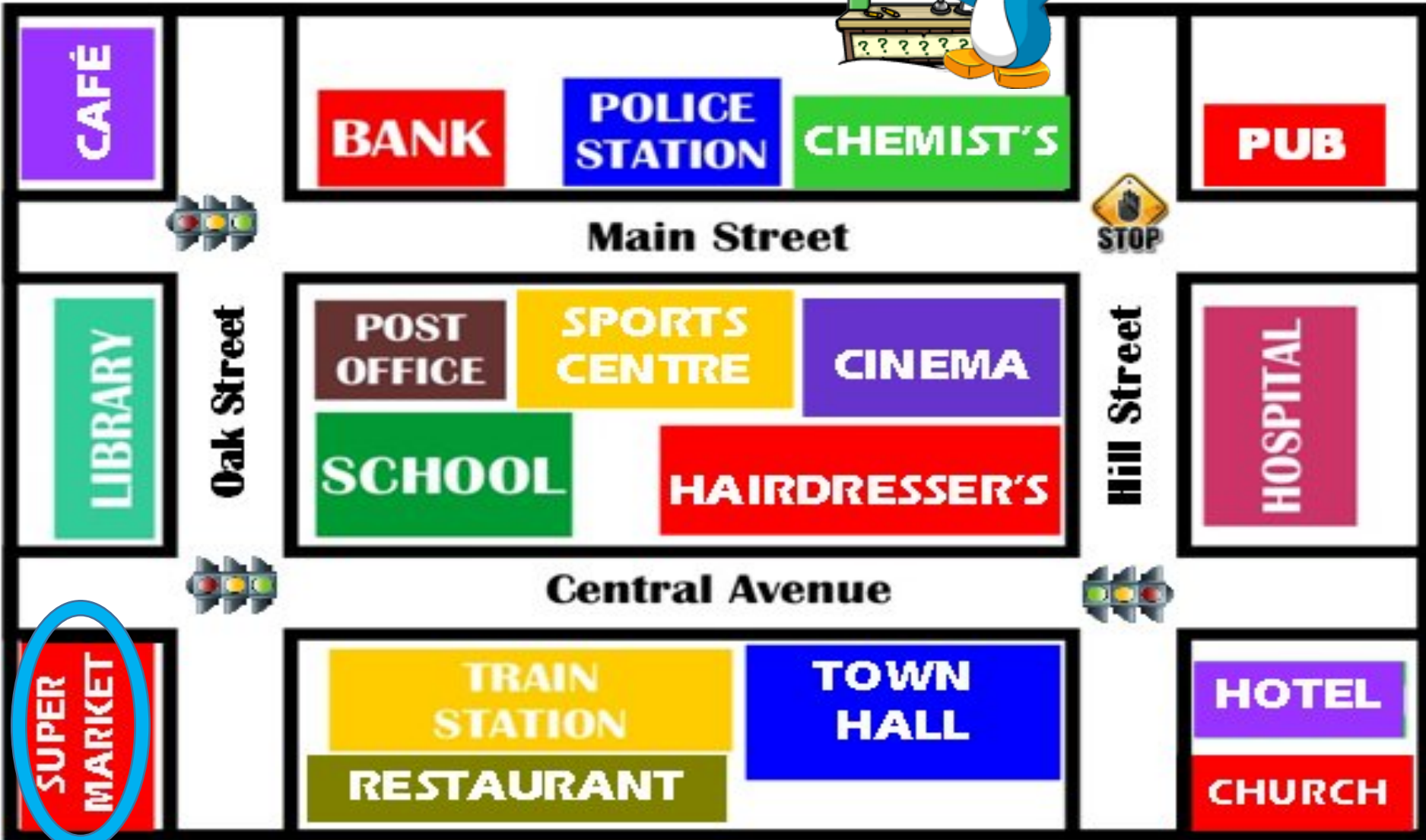


- Next, I will be taking you on a tour through your community! Let's take a look at the town map!

- I give my tours right beside the chemists!



- Let's learn about super market!



# Supermarket I Spy!



Take out your worksheet and write down three things you might see at the super market

1. \_\_\_\_\_

2. \_\_\_\_\_

3. \_\_\_\_\_



- Let's learn about the chemists!



CHEMIST'S

BANK

POLICE  
STATION

PUB

CAFÉ

Main Street



Oak Street

POST  
OFFICE

SPORTS  
CENTRE

CINEMA

SCHOOL

HAIRDRESSER'S

Hill Street

HOSPITAL

LIBRARY

Central Avenue

SUPER  
MARKET

TRAIN  
STATION

TOWN  
HALL

RESTAURANT

HOTEL

CHURCH

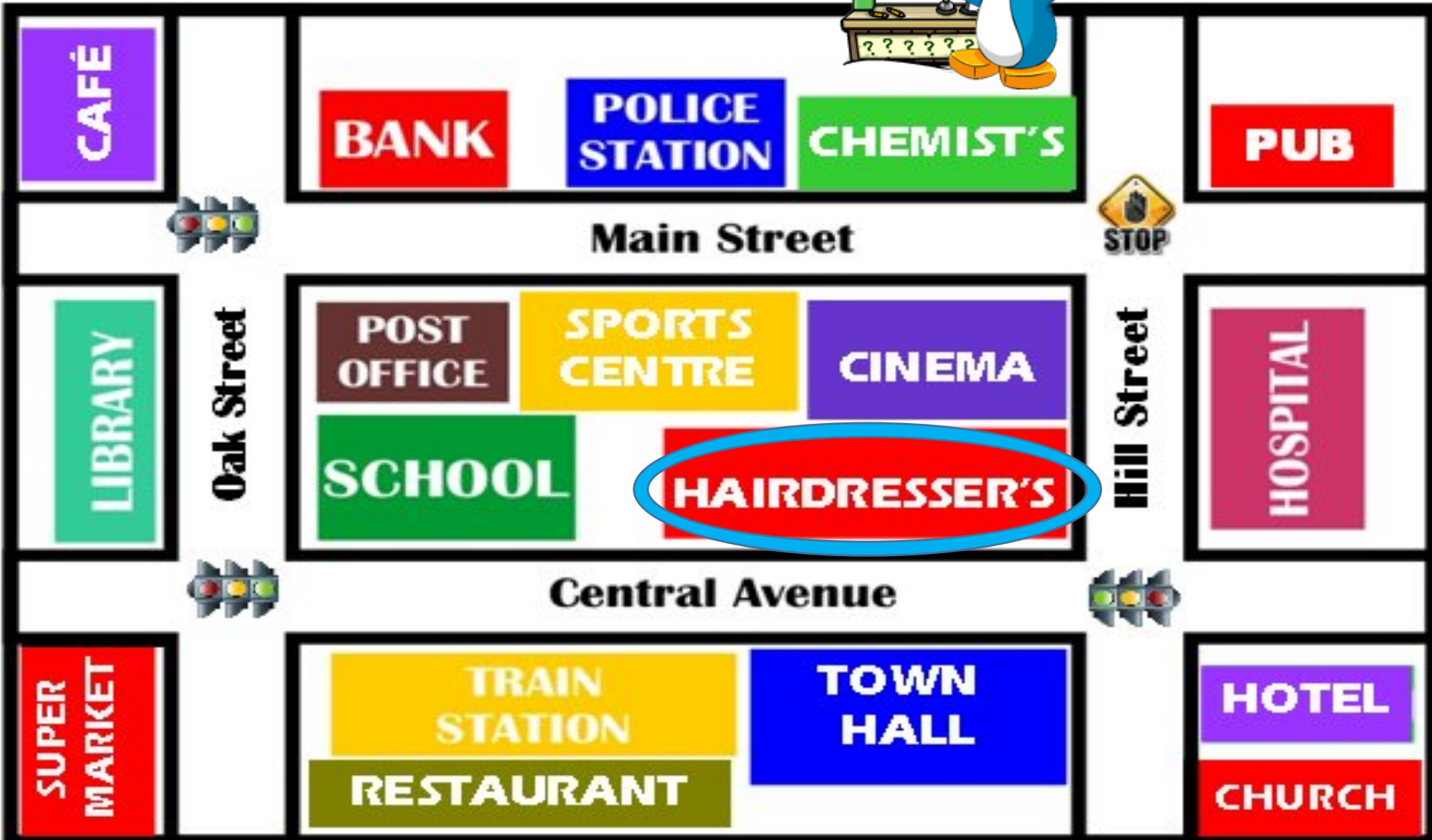
Chemists are scientists that do experiments that can help find cures for diseases! Can you remember how to be safe in a lab?



**We want to avoid this.**



- Let's learn about the hair dressers!



Take out your worksheet and write down three things you might see at the hair dressers!

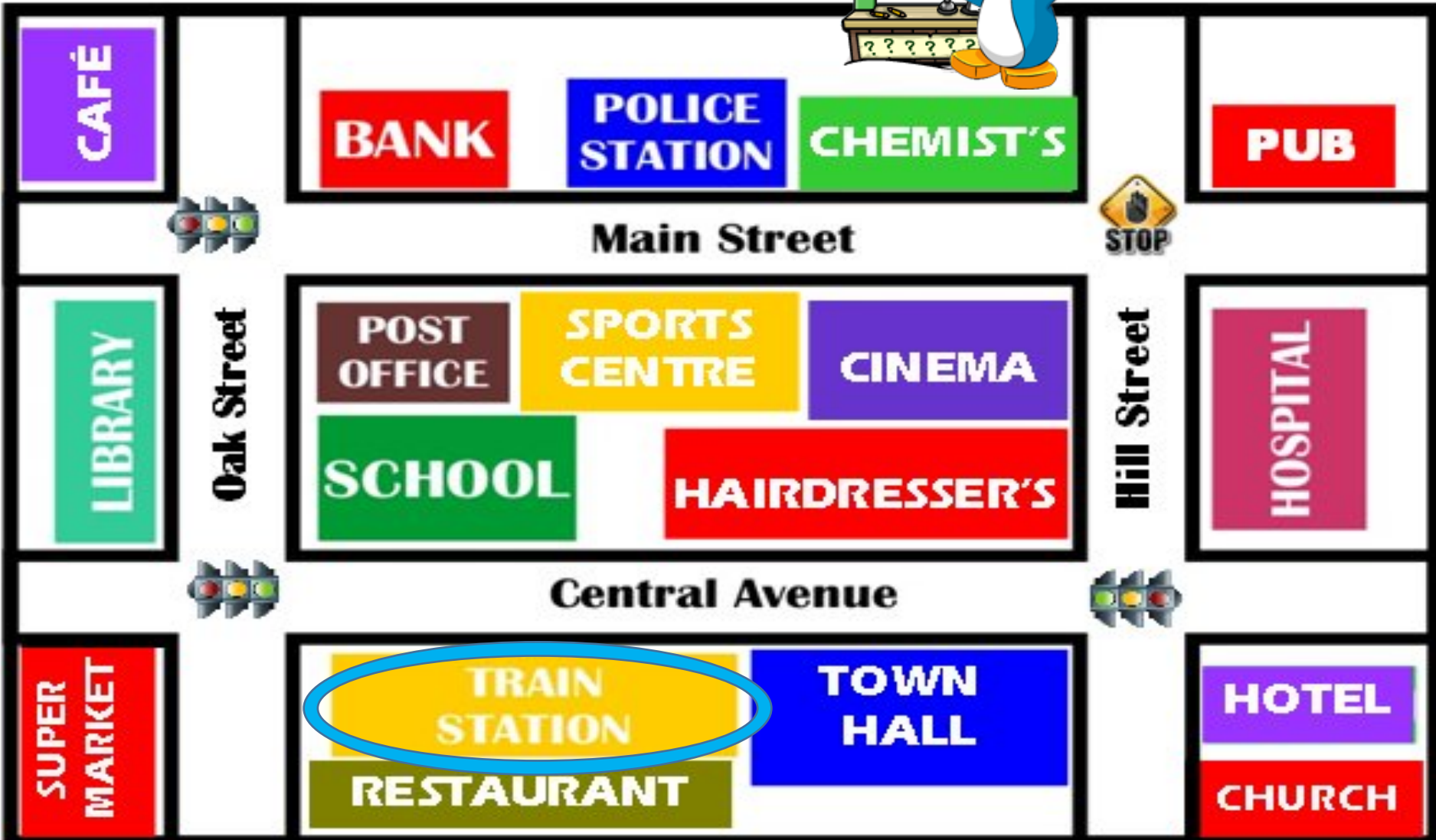
1. \_\_\_\_\_

2. \_\_\_\_\_

3. \_\_\_\_\_



- Let's learn about the train station!



- Have you ever been on a train? What was it like? What would the world be like without trains or planes?



# Let's talk!

## Why are train stations important to communities?



# What did I just learn?

- Places in a neighborhood or town



# Reviewing Adverbs with -ly

Verbs: are action words

**Ex: swimming**

Adverbs: are words that describe  
verbs





**Ex: swimming fast**

Adverbs ending in -ly: are used to  
describe how something is done

**Ex: swimming quickly**

# Adverbs with -ly

Which adverbs,  
ending in -ly,  
could be used  
to describe  
these images?




Create a sentence using both  
of these images and adverbs ending in -ly

---

---

---



**s h h h**





Create a sentence using both  
of these images and adverbs ending in -ly

---

---

---



# What did I just learn?

- Simple adverbs ending in -ly



# What did I learn today?

- Sounds of the letters -our
- Simple adverbs with -ly
- Places in a neighbourhood or town



## Homework

Complete the worksheet.

Name two other places in your community.  
Why are these places important to you and to your community?



Before we go . . .

Do you have any questions?  
Do you understand the homework?

Thank you for an excellent lesson!



As a class, create a story about which community event is happening on the whiteboard



As a class, create a story about which community event is happening on the whiteboard

