


# My Community

## Lesson Four



# What did I learn last class?

- Sounds of the letters - our
- Simple adverbs with -ly
- Places in a neighbourhood or town



# Reviewing Homework

Complete the worksheet.

Name two other places in your community.  
Why are these places important to you and to your community?

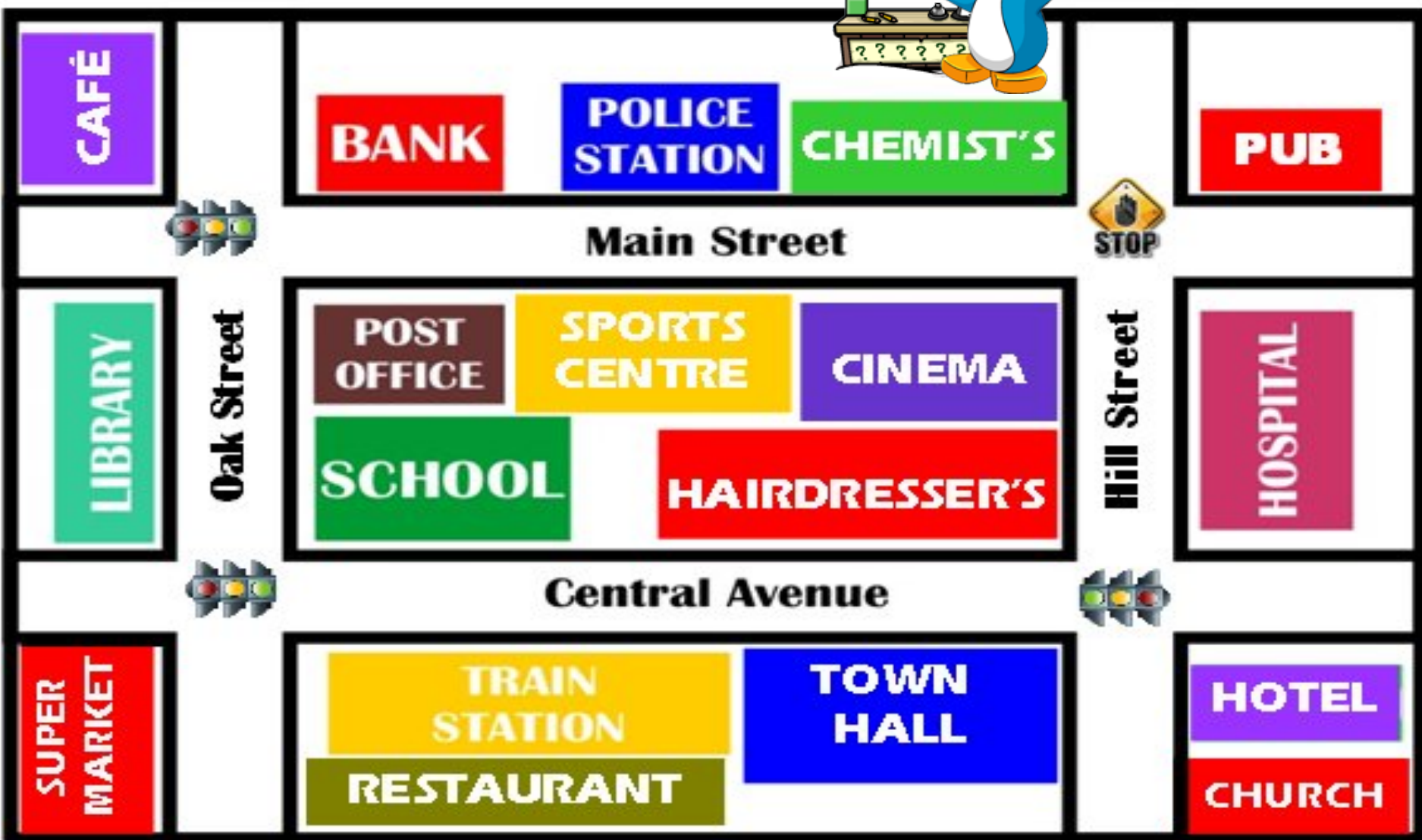


# Learning Goals

- Reviewing Sounds of the letters -il, -el and -our
- Oral Summary
- Simple Adverbs with -ly



Today, is a review lesson!  
We are talking about our  
jobs at home!





# Chores Video!





# Let's Talk!

1. What do you think a chore is?
2. What happens at the beginning, middle and end of the story
3. What are some cleaning tools the man used?





Do you do any of these chores?  
How often?

Brush  
Teeth



Jammies  
Away



Get  
Dressed



Make  
Bed



Put Toys  
Away



Do  
Homework



Clear  
Table



Put Dirty  
Clothes in  
Laundry  
Basket



Feed  
Our Pet



Water  
Plants






# What did I just learn?

- Oral Summary



# Reviewing sounds of the letters -il, -el, and -our



-al like in  
\_\_\_\_\_ **al!**

-il like in  
\_\_\_\_\_ **il!**

-our like in  
\_\_\_\_\_ **our!**

Name that  
image!



\_\_\_\_\_



\_\_\_\_\_



© Can Stock Photo

\_\_\_\_\_



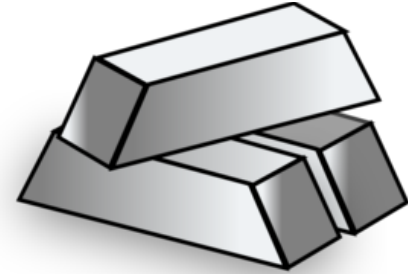
dreamstime.com

\_\_\_\_\_

Name that  
image and  
write a  
sentence with  
one of the  
words!




---




---




---

---

---

---

Find the -il word in the image below





# pencil





We are baking a cake!  
Find the –our word in the imge below





# Flour!



# What did I just learn?

Reviewing sounds of the  
letters -il, -el, and -our



# Reviewing Adverbs with -ly

Verbs are action words

Adverbs are used to describe verbs

On your own, write down three verbs  
and two adverbs that can be used  
to describe each verb.

**Ex:** swim. Swim fast, swim slow

# Reviewing Adverbs with -ly

Which two adverbs  
can be used to  
describe this  
image?

1. \_\_\_\_\_

2. \_\_\_\_\_



# Reviewing Adverbs with -ly

Which two adverbs  
can be used to  
describe this  
image?

1. \_\_\_\_\_

2. \_\_\_\_\_





# Reviewing adding -ly to adverbs

quick	quickly
slow	
brave	
beautiful	

# Reviewing removing the -y and adding -ly to adverbs

happy	happily
lazy	
busy	
healthy	

## Fill in the correct adverb

1. Lauren speaks German very \_\_\_\_\_  
(slow)
2. She answered the phone \_\_\_\_\_  
(quick)
3. David plays the piano \_\_\_\_\_  
(wonderful)
4. Thomas and Alice behaved \_\_\_\_\_  
(bad)
5. The boy cleaned his room \_\_\_\_\_  
(careful)
6. My mother has \_\_\_\_\_ (recent) retired.

# What did I learn today?

- Reviewing Sounds of the letters -il, -el and -our
- Oral Summary
- Simple Adverbs with -ly



# Homework

Complete the worksheet.

What are your chores around your home?  
Why is it important to help out around your home  
and community?





Before we go . . .

Do you have any questions?  
Do you understand the homework?


Thank you for an excellent lesson!





# What would happen if we stopped doing each of these chores?

## Household chores



On the whiteboard, write a short story about how the boys room got so messy!



*“But mom, I did clean my room. You should’ve seen it when it was messy.”*