

# My Community

## Lesson Nine



# What did I learn last class?

- Reviewing sounds of the letter 's' (/z/) and 'al'
- Reading maps: Locate information on a map
- Reviewing Directions: north, south, east, west, left, right, straight, back



# Reviewing Homework

Complete the worksheet.

Write down steps you would take if you got lost and could not find your family or friends.



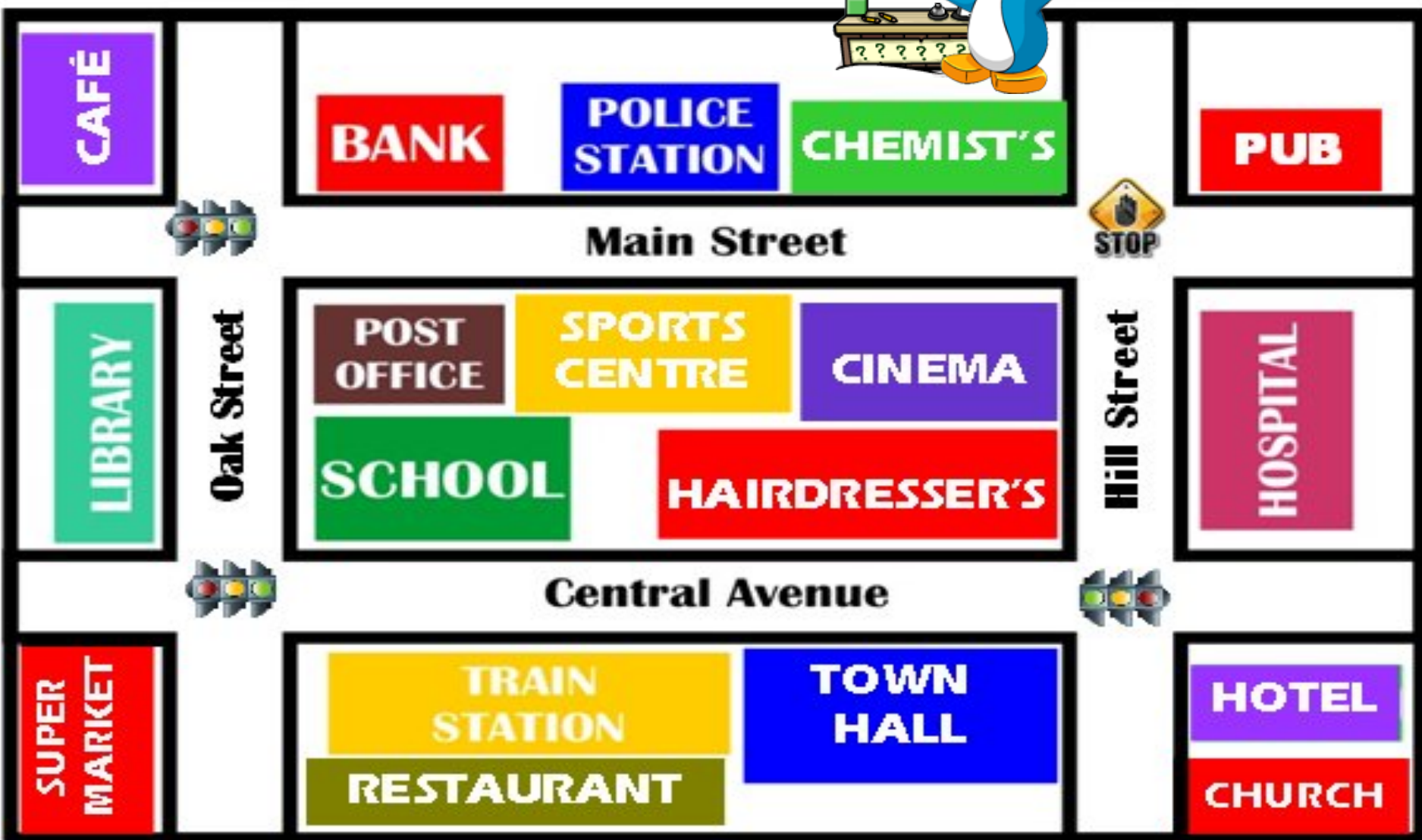
# Learning Goals

- Following directions on a map
- Making connections to self/world + Oral Summary
- Interpreting signs, symbols within the environment






Welcome back to our community! Let's talk about different signs in our community!



We use common  
signs to talk to  
other people in  
our communities



TWO THUMBS UP!



What are  
each of  
these signs  
for?



# Safety Signs



Why are these  
signs  
important for  
our  
communities?





What are  
each of  
these signs  
for?

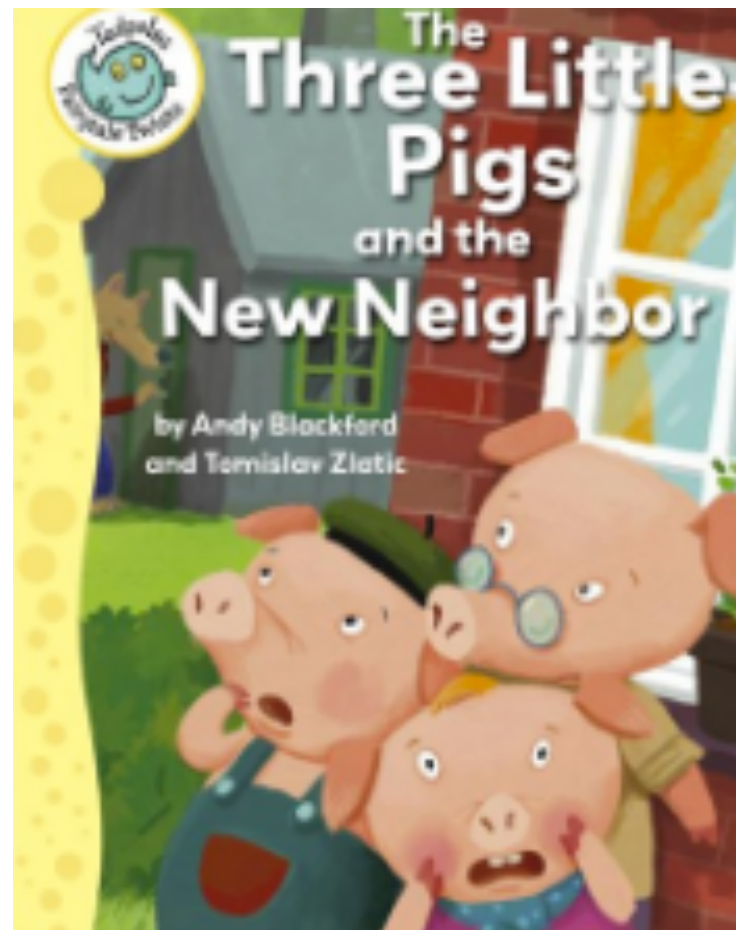


# What did I just learn?

- Interpreting signs, symbols within the environment



# Story Time!



Once there were three little pigs.  
One lived in a house made of straw,  
one lived in a house made of sticks,  
and one in a house made of bricks.





One day, a new neighbor moved  
in next door to the straw house.

"Oh no!" cried the little pig.

"It's the Big Bad Wolf!"



All day the wolf worked hard,  
sorting out his new home.

"Now I'm hungry," he said, and  
prepared himself a tasty dinner.

But he knocked over the pepper  
shaker. The pepper went  
everywhere!



The wolf coughed and sneezed and choked on all the pepper. It even got in his eyes.



"I need water," he gasped, "but I haven't got any! Perhaps that little pig next door will help me."





The wolf knocked on the  
first little pig's door.



The pig was so scared,  
he squealed, "Go away!  
There's nobody home!"



The wolf knocked harder. But the door was only made of straw, so his paw went right through.



The little pig ran to his brother's house made of sticks.  
"Help! Let me in! The Big Bad Wolf is after me!" he squealed.



"Oh no!" wheezed the wolf.  
"There's no one at home.  
I'll try next door. The little  
pig there might help me."





The wolf knocked on the door, and  
the two little pigs quickly hid.



“Let me in!” the wolf sputtered.  
But no one answered. “Maybe  
there’s someone upstairs,” he  
thought and went to climb up.





But the wolf was heavy, and the  
house was only made of sticks.  
The roof broke, and he fell  
right through!



"Oh dear! What a mess!"  
the wolf groaned.  
"Perhaps the little pig  
next door will help me."



The two little pigs ran next door to their brother's house.

"Help!" they cried. "The Big Bad Wolf is trying to eat us up!"





As the wolf knocked on the door,  
the third little pig shouted:  
“Go away! My house is made  
of bricks! You’ll never get in  
and eat us up!”



“But I don’t want to eat you up!  
I only want some water!” coughed  
the wolf.



The three little pigs laughed. Then they gave the wolf as much water as he could drink, and plenty more!



Put the  
pictures to  
the right in  
the order  
that the story  
was told



Match the  
speech  
bubbles to the  
character



1. I'm  
very  
hungry.



2. Here is  
what the  
wolf needs.

3. I need  
to escape!

4. I must  
find some  
water.

5. I'm  
scared of  
being eaten!

6. It's hard  
work moving  
to a new house.



Why is it important  
to get to know  
someone before  
we form an  
opinion about  
them?





# What did I just learn?

- Making connections to self/world + Oral Summary



# Reviewing Directions

We use words that indicate direction to tell someone where something is.

Examples of words that indicate direction are: left, right, straight and back



Draw a map of the wolf's house and three little pig's houses!

Describe directions from the wolf's house to the three little pig's house



Follow the directions on your worksheet!

Write your name two times anywhere on your sheet of paper.

Circle all of the nouns on your worksheet.

Put a triangle over all of the verbs on your worksheet.

Are you female? \_\_\_\_\_

Write down your two favourite movies on your worksheets

# What did I learn today?

- Following directions on a map
- Making connections to self/world + Oral Summary
- Interpreting signs, symbols within the environment



# Homework

Complete the worksheet.

Draw pictures of three signs you see during the week as you go around town!





Before we go . . .

Do you have any questions?  
Do you understand the homework?

Thank you for an excellent lesson!



# What do you think these signs mean?





Why is this sign important for our communities?

