


Safety While Traveling

Unit 8: Lesson 10

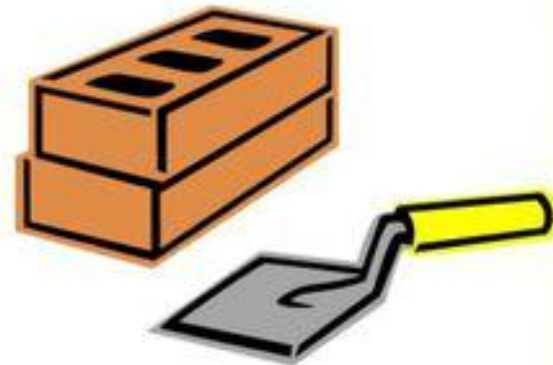


We Will be Learning About:

- **Reviewing all the word families that we have learned**
- **Boosting vocabulary**
- **Writing Sentences**
- **Safety while traveling**
- **Writing travel hang tags for our suitcases**
- **Idiom of the day**



ick






ub






ob





est





un





OW





ame



-ake Picture Cards



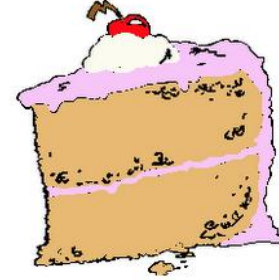
bake



make



take



cake




fake



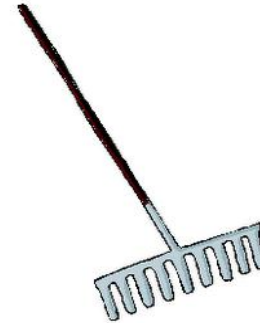
wake



Jake



lake



rake



shake



brake



flake



quake

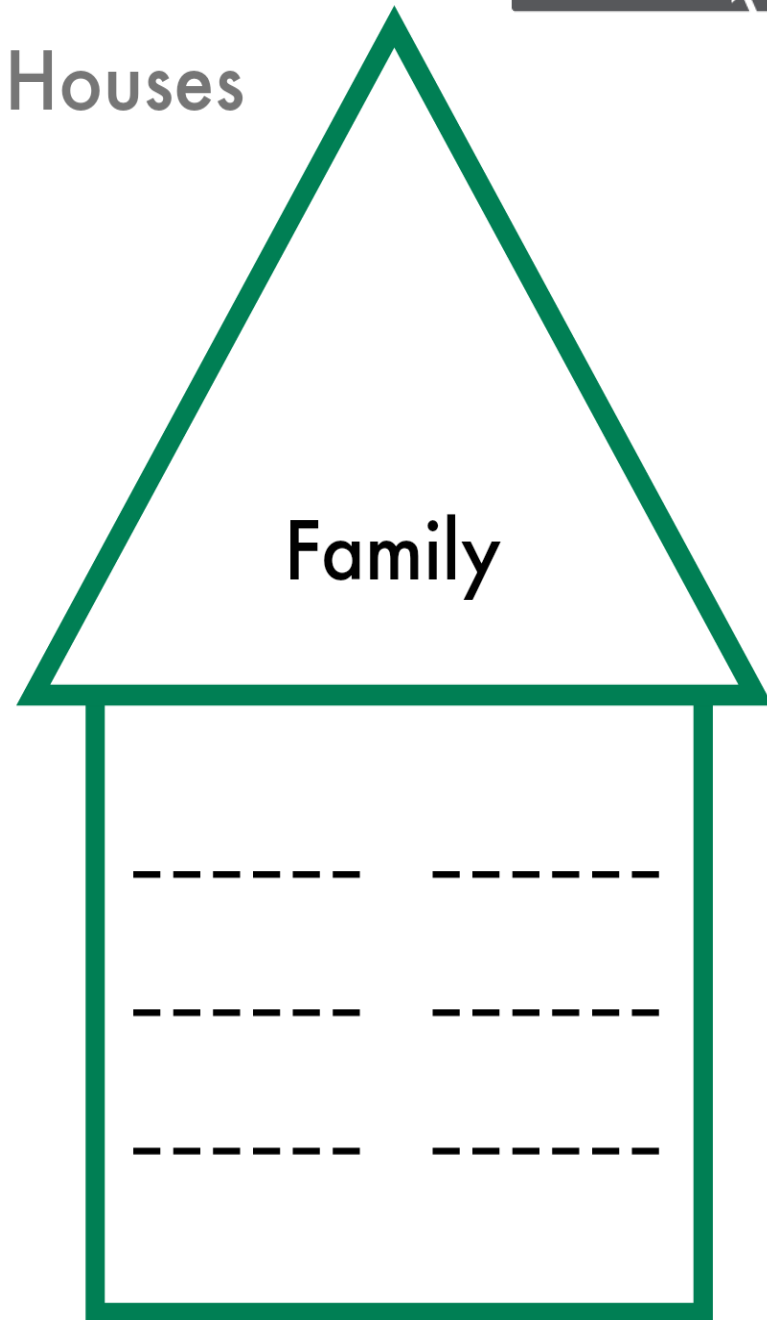
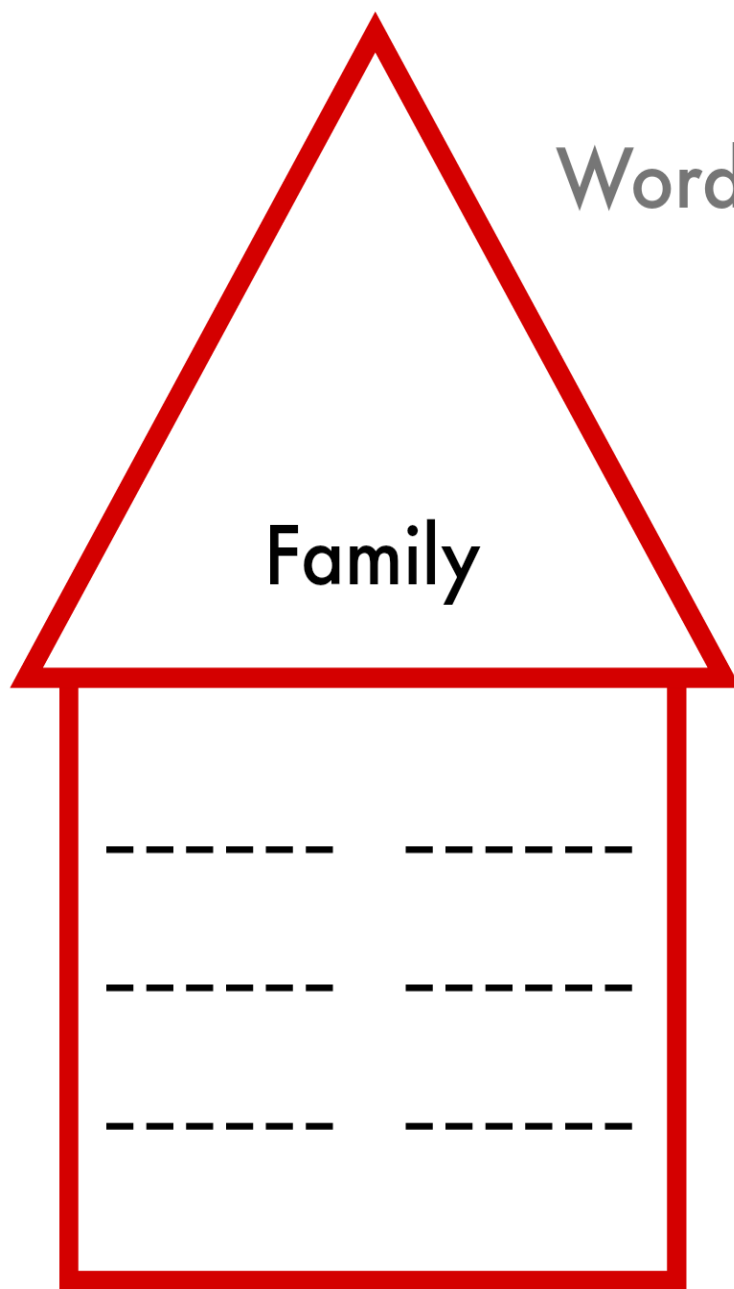


snake



stake

Word Family Houses



Write the words from the box that rhyme with each picture.



1. _____

2. _____



3. _____

4. _____



5. _____

6. _____

Pick a word from the box to finish each sentence.

Write it on the line.

jump more

7. My pup likes to _____ up.

8. He wants one _____ hug.



PLAYGROUND SAFETY GUIDE

FOR PARENTS



1

Maintain a visual line of sight with children.

2

The opening in playground equipment should be less than 3.5 inches or larger than 9 inches so a head can't get caught.

3

Check metal slides to make sure they're not too hot to touch.

4

Make sure kids wear shoes or sneakers in the playground to protect their feet.

5

The length of soft surface under swings should be double the height of the swing set.

6

Choose playground equipment that's right for your kids' size and age. Toddlers can't use metal swings, seesaws, and slides yet.

7

Place rubber mulch, mats, or soft surface under the playground to cushion falls.

8

Inspect playground and sandbox for splintered wood, broken glass, sharp metal, uncovered chains or loose bolts, wet spots, or missing ladder rungs.

9


Remove necklaces, scarves, purses, clothes with drawstrings, or clothing that may get caught.

10

Apply sunscreen on kids before letting them play in the sun.

ALLERGY SAFETY RULES

Developed by Mrs. Jay Kishor Kumar



1

ALWAYS WASH HANDS

Before and
after meals to
prevent cross
contamination.

2

DON'T SHARE SNACKS

with kids
that have food
allergies

Allergy



3

LEARN THE SIGNS

of an allergic reaction.

- Hives
- Coughing
- Swelling
- Belly ache
- Vomiting
- Wheezing
- Trouble breathing



ALLERGY AWARE ZONE!

WE ARE AN



4

ALWAYS ASK

a trusted adult
if a food is safe

Foods that most often
cause an allergic reaction:

- PEANUTS - TREE NUTS
- WHEAT - SOY - MILK
- EGGS - FISH - SHELLFISH

However, others have reactions to foods
not often found in allergic reactions

CALL
911

5

ALERT AN ADULT

Immediately if
you or a friend
is having an
allergic reaction



Let's Write some Travel Safety Rules using these items to help



MyBuckleMate
Buckling made easy.

Family Summer Travel



Safety Essentials

GUIDE





All About

I AM A STAR at

Here is a picture of me!

I love _____
I love _____
I love _____
I love _____
I love _____

When I grow up I



Every Body Has A Name

by Jean Warren

Everybody has a name.



Some are different,



Some the same.



Some are short,



Some are long.



All are right,



None are wrong.



I like my name,





It's Special to me.

It's exactly who,

I want to be!



I've got your back!



just
BEAT
it

We reviewed the word families and vocabulary we've been learning, looked about safety while traveling and wrote all about me luggage tags!

